


# Service Manual Trucks

Group **37**

Electrical Schematic  
VN, VHD VERSION2, VT

From Build Date Nov. 2005







# Foreword

The descriptions and service procedures contained in this manual are based on designs and methods studies carried out up to March 2006.

The products are under continuous development. Vehicles and components produced after the above date may therefore have different specifications and repair methods. When this is believed to have a significant bearing on this manual, supplementary service bulletins will be issued to cover the changes.

The new edition of this manual will update the changes.

In service procedures where the title incorporates an operation number, this is a reference to an V.S.T. (Volvo Standard Times).

Service procedures which do not include an operation number in the title are for general information and no reference is made to an V.S.T.

Each section of this manual contains specific safety information and warnings which must be reviewed before performing any procedure. If a printed copy of a procedure is made, be sure to also make a printed copy of the safety information and warnings that relate to that procedure. The following levels of observations, cautions and warnings are used in this Service Documentation:

**Note:** Indicates a procedure, practice, or condition that must be followed in order to have the vehicle or component function in the manner intended.

**Caution:** Indicates an unsafe practice where damage to the product could occur.

**Warning:** Indicates an unsafe practice where personal injury or severe damage to the product could occur.

**Danger:** Indicates an unsafe practice where serious personal injury or death could occur.

**Volvo Trucks North America, Inc.**  
Greensboro, NC USA

**Order number: 20043814**

© 2006 Volvo Trucks North America, Inc., Greensboro, NC USA

All rights reserved. No part of this publication may be reproduced, stored in retrieval system, or transmitted in any forms by any means, electronic, mechanical, photocopying, recording or otherwise, without the prior written permission of Volvo Trucks North America, Inc..

USA19186.ihval

# Contents

.....	3
Electrical Schematics .....	3
.....	85
List Of Connectors .....	85
Reference List: Fuses .....	85
Reference List: Relays .....	89
Reference List: Components .....	91
Reference List: Inline Connectors .....	106
Reference List: Physical Splice Connectors .....	118
Glossary .....	122
Wire Color Codes .....	124



# Electrical Schematics

For instructions on using the schematics, see service information on “Wiring Diagram User Guide” in Group 37.

Also see:

- “Reference List: Fuses” page 85
- “Reference List: Relays” page 89
- “Reference List: Components” page 91
- “Reference List: Inline Connectors” page 106
- “Reference List: Physical Splice Connectors” page 118
- “Glossary” page 122
- “Wire Color Codes” page 124

**Note:** For further details on Wiring Illustrations, refer to the current documentation in Group 37.

## Schematic Index

<b>AA</b>	Power supply, starting and charging system (1 of 2)	Fig. 1: AA page 7
<b>AB</b>	Power supply, starting and charging system (2 of 2)	Fig. 2: AB page 8
<b>AC</b>	Grounding	Fig. 3: AC page 9
<b>AD</b>	Starting and Charging	Fig. 4: AD page 10
<b>AE</b>	Vehicle ECU 1/4	Fig. 5: AE page 11
<b>AF</b>	Vehicle ECU 2/4	Fig. 6: AF page 12
<b>AG</b>	Vehicle ECU 3/4	Fig. 7: AG page 13
<b>AH</b>	Vehicle ECU 4/4 Engine Brake Switches	Fig. 8: AH page 14
<b>BA</b>	Instrumentation Cluster A/B	Fig. 9: BA page 15
<b>BB</b>	Instrumentation Cluster C	Fig. 10: BB page 16
<b>BC</b>	Instrumentation Road Relay	Fig. 11: BC page 17
<b>BD</b>	Instrumentation Optional Gauges	Fig. 12: BD page 18
<b>BE</b>	Instrumentation, Qualcomm	Fig. 13: BE page 19
<b>BF</b>	Instrumentation, Volvo Link	Fig. 14: BF page 20
<b>BG</b>	Communications Mobile Max II	Fig. 15: BG page 21
<b>BH</b>	Bodybuilder	Fig. 16: BH page 22
<b>BI</b>	Bodybuilder Module	Fig. 17: BI page 23
<b>CA</b>	Ether Start/Engine Heater	Fig. 18: CA page 24
<b>CB</b>	Engine Control (Volvo)	Fig. 19: CB page 25
<b>CC</b>	Engine Control, ISX US02	Fig. 20: CC page 26
<b>CD</b>	Actively Pressurized Coolant System	Fig. 21: CD page 27
<b>CE</b>	Fuel filter heater	Fig. 22: CE page 28
<b>CH</b>	Inside/outside air cleaner, VHD	Fig. 23: CH page 29
<b>CI</b>	Engine Control, CU15 US00	Fig. 24: CI page 30
<b>CO</b>	Engine Electronics, D12D	Fig. 25: CO page 31
<b>CP</b>	Engine Electronics, D16D	Fig. 26: CP page 32
<b>CU</b>	Volvo Temp A Start	Fig. 27: CU page 33
<b>DA</b>	Transmission ECU, Autoshift Gen III	Fig. 29: DB page 35
<b>DB</b>	Transmission ECU, Autoshift II	Fig. 29: DB page 35
<b>DC</b>	Transmission ECU, Lightning	Fig. 30: DC page 36
<b>DD</b>	Transmission ECU, Meritor	Fig. 31: DD page 37
<b>DE</b>	Transmission ECU, Allison, Blue and Black Conn.	Fig. 32: DE page 38
<b>DF</b>	Transmission ECU, Allison, Gray Conn.	Fig. 33: DF page 39
<b>DG</b>	Transmission ECU, Freedomline	Fig. 34: DG page 40
<b>DP</b>	PTO	Fig. 35: DP page 41
<b>EA</b>	ABS ECU, Wabco	Fig. 36: EA page 42

<b>EC</b>	ABS Control Bendix	Fig. 37: EC page 43
<b>ED</b>	ABS Control Bendix ESP	Fig. 38: ED page 44
<b>EE</b>	Suspension ECU 6x2	Fig. 39: EE page 45
<b>FA</b>	Air Dryer / Heated Drain Valve	Fig. 40: FA page 46
<b>FB</b>	Lift Axle, VHD	Fig. 41: FB page 47
<b>FC</b>	Suspension Dump, 5th Wheel Slide	Fig. 42: FC page 48
<b>FD</b>	Differential Lock VN, VHD	Fig. 43: FD page 49
<b>FE</b>	Central Tire Inflation system	Fig. 44: FE page 50
<b>FF</b>	Touchlock	Fig. 45: FF page 51
<b>GA</b>	LCM Lighting Control Module (1 of 2)	Fig. 46: GA page 52
<b>GB</b>	LCM Lighting Control Module (2 of 2)	Fig. 47: GB page 53
<b>GC</b>	Marker Lights	Fig. 48: GC page 54
<b>GD</b>	Driving / Signal Lights	Fig. 49: GD page 55
<b>GE</b>	Driving / Fog Lights	Fig. 50: GE page 56
<b>GF</b>	Tail Lights and Alarm	Fig. 51: GF page 57
<b>GG</b>	Back of Cab Lights, Daycabs	Fig. 52: GG page 58
<b>GH</b>	Back of Cab Lights, Sleeper cabs	Fig. 53: GH page 59
<b>GI</b>	Snowplow and Beacon Lights	Fig. 54: GI page 60
<b>GP</b>	Windshield Wiper/Washer	Fig. 55: GP page 61
<b>GQ</b>	Horn	Fig. 56: GQ page 62
<b>HA</b>	Climate Control Unit	Fig. 57: HA page 63
<b>HB</b>	Climate Control Unit, Bunk with LECM	Fig. 58: HB page 64
<b>HC</b>	Shore Power/Inverter	Fig. 59: HC page 65
<b>HD</b>	Bunk Functions/Refrigerator (VN 430, 630, 670)	Fig. 60: HD page 66
<b>HE</b>	Bunk Functions/Refrigerator/Sink (VN 780)	Fig. 61: HE page 67
<b>HF</b>	L3 Sleeper Functions without LECM	Fig. 62: HF page 68
<b>HG</b>	Sleeper Climate Control without LECM L3	Fig. 63: HG page 69
<b>IA</b>	Interior Courtesy Lights	Fig. 64: IA page 70
<b>IB</b>	Power Seats	Fig. 65: IB page 71
<b>IC</b>	Power Windows/Electric Mirrors with DCP	Fig. 66: IC page 72
<b>ID</b>	Power Windows/Mirrors without DCP	Fig. 67: ID page 73
<b>IE</b>	Central/Remote Door Locking	Fig. 68: IE page 74
<b>IF</b>	Cigar Lighter/Auxiliary Power (Cab Front)	Fig. 69: IF page 75
<b>JA</b>	SRS Airbag	Fig. 70: JA page 76
<b>JB</b>	VORAD	Fig. 71: JB page 77
<b>JC</b>	Steering Wheel Module/Marker Interrupt Switches	Fig. 72: JC page 78
<b>KA</b>	Audio System, 4-speaker	Fig. 73: KA page 79

<b>KB</b>	Audio System, 6-speaker	Fig. 74: KB page 80
<b>KC</b>	Audio System, 6-speaker with subwoofer, TV Prep	Fig. 75: KC page 81
<b>MA</b>	Trailer Cable	Fig. 76: MA page 82
<b>NA</b>	Auxiliary switches	Fig. 77: NA page 83
<b>XA</b>	Diagnostics	Fig. 78: XA page 84



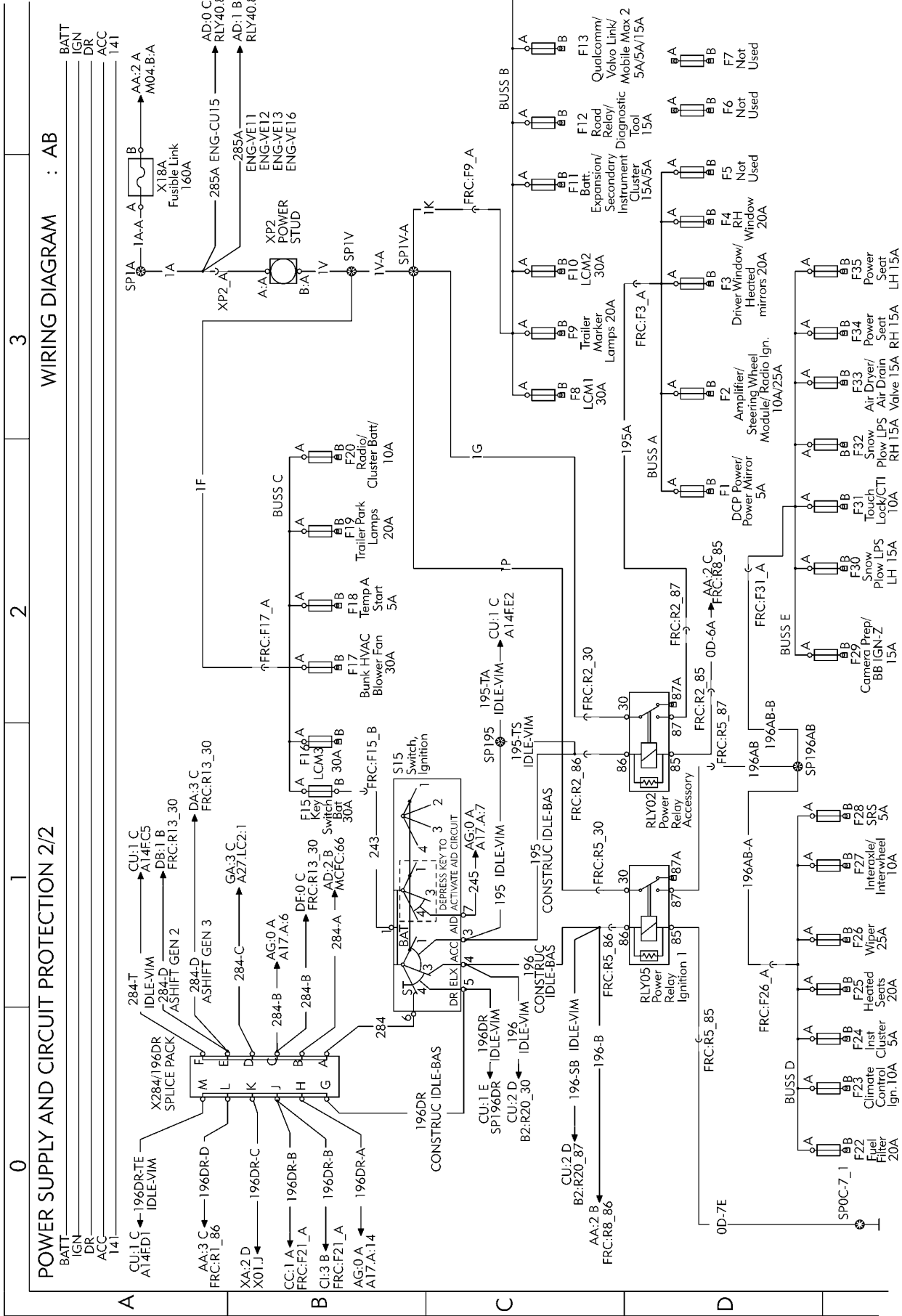


Fig. 2: AB

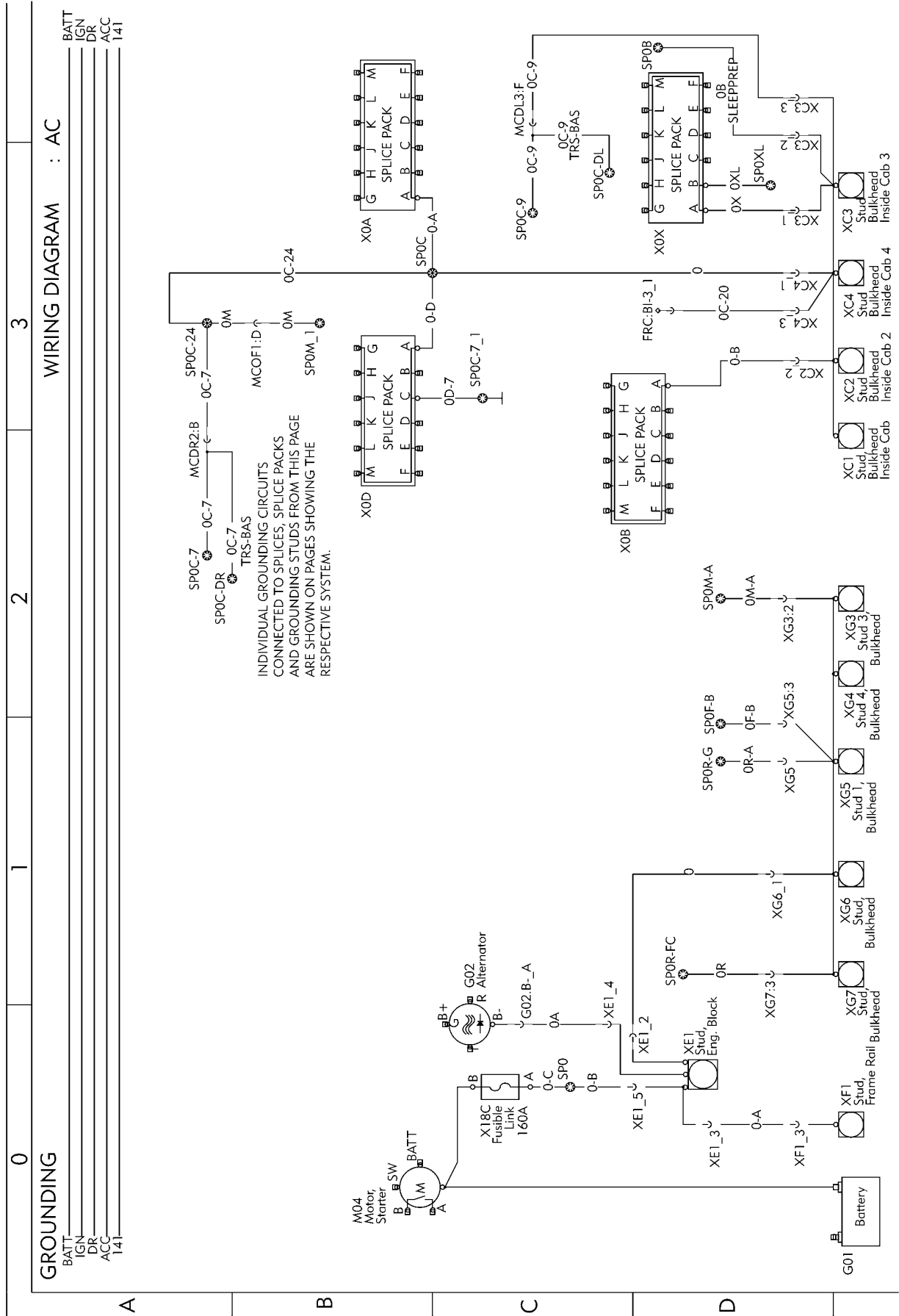


Fig. 3: AC

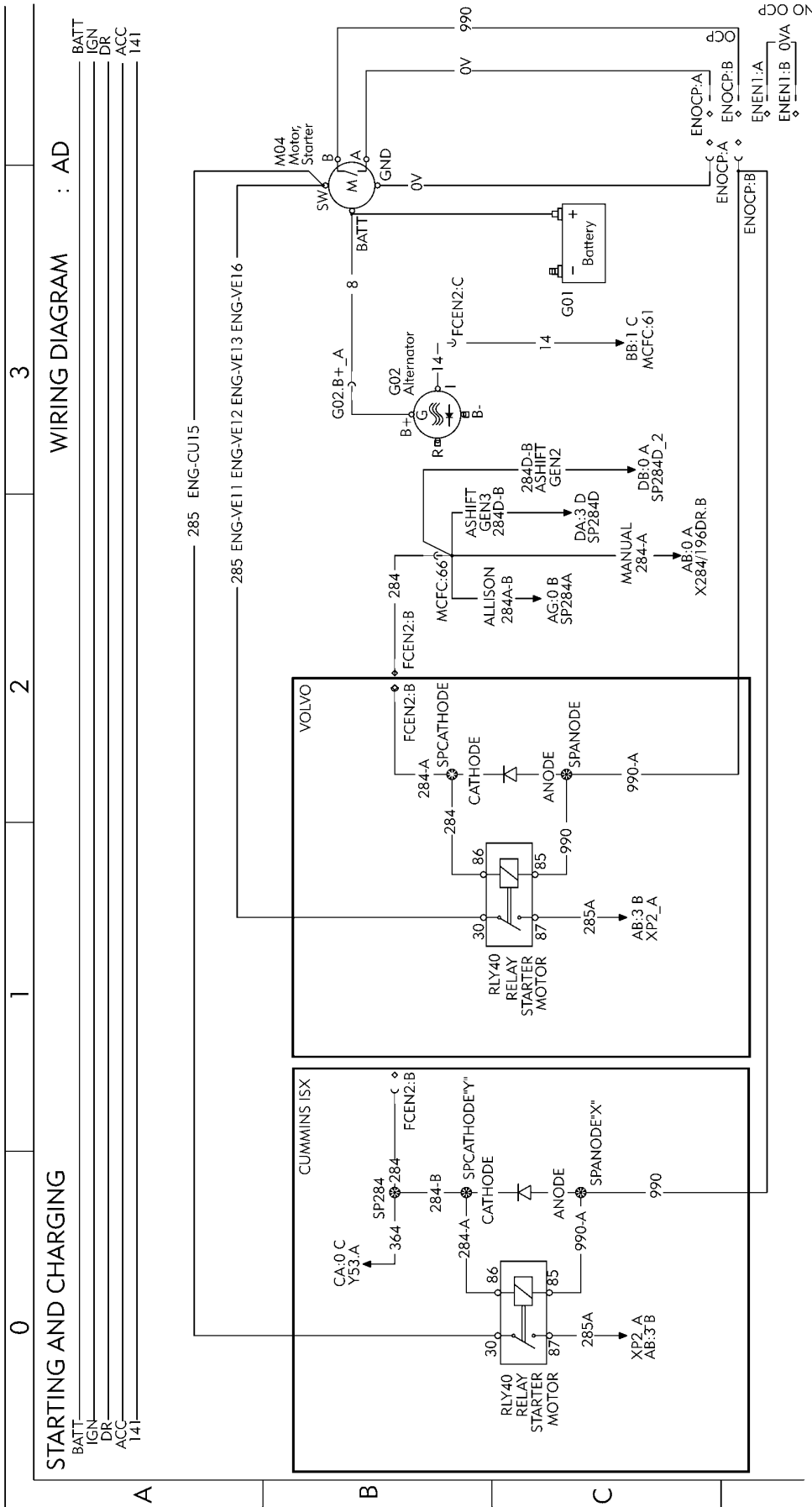


Fig. 4: AD



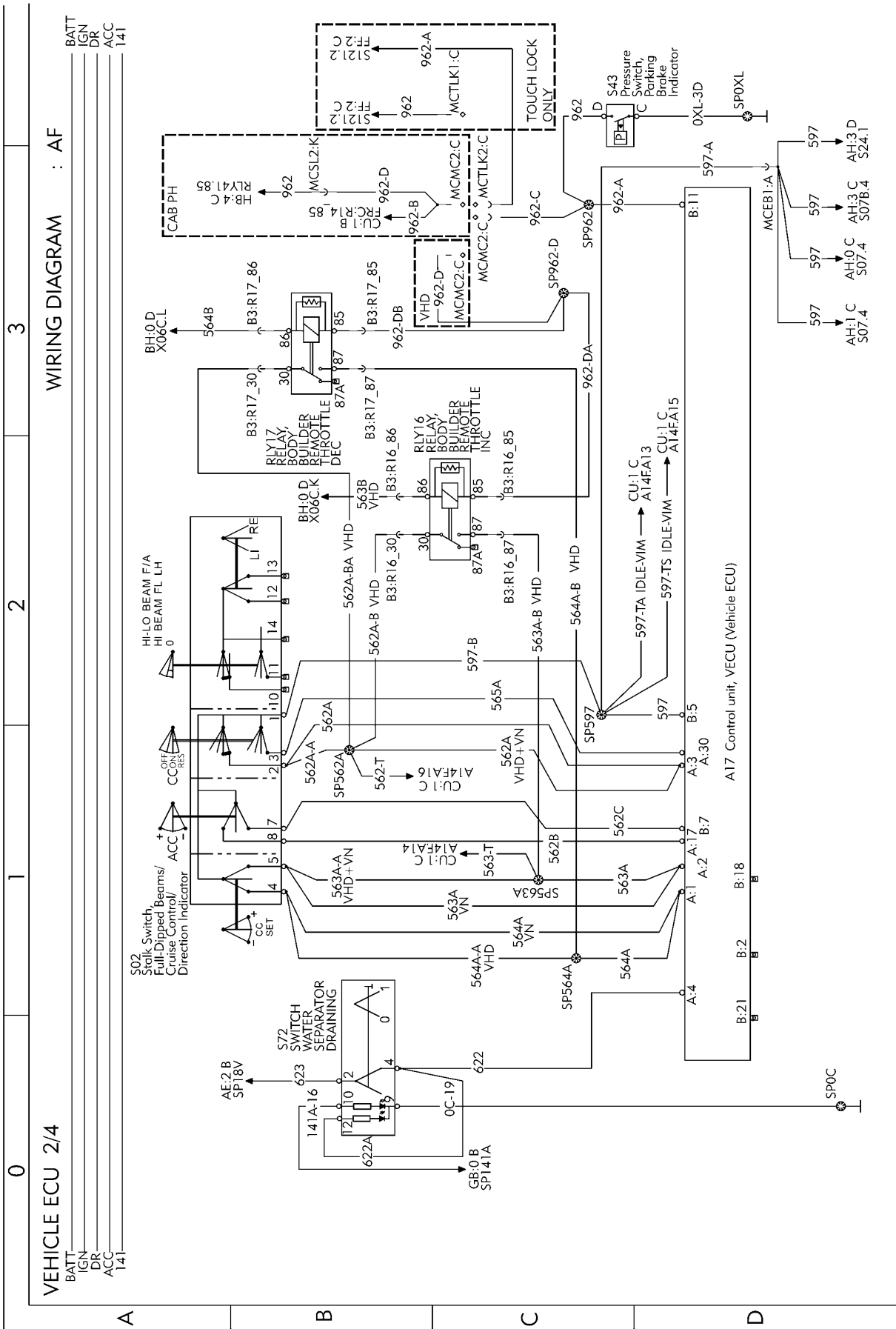


Fig. 6: AF



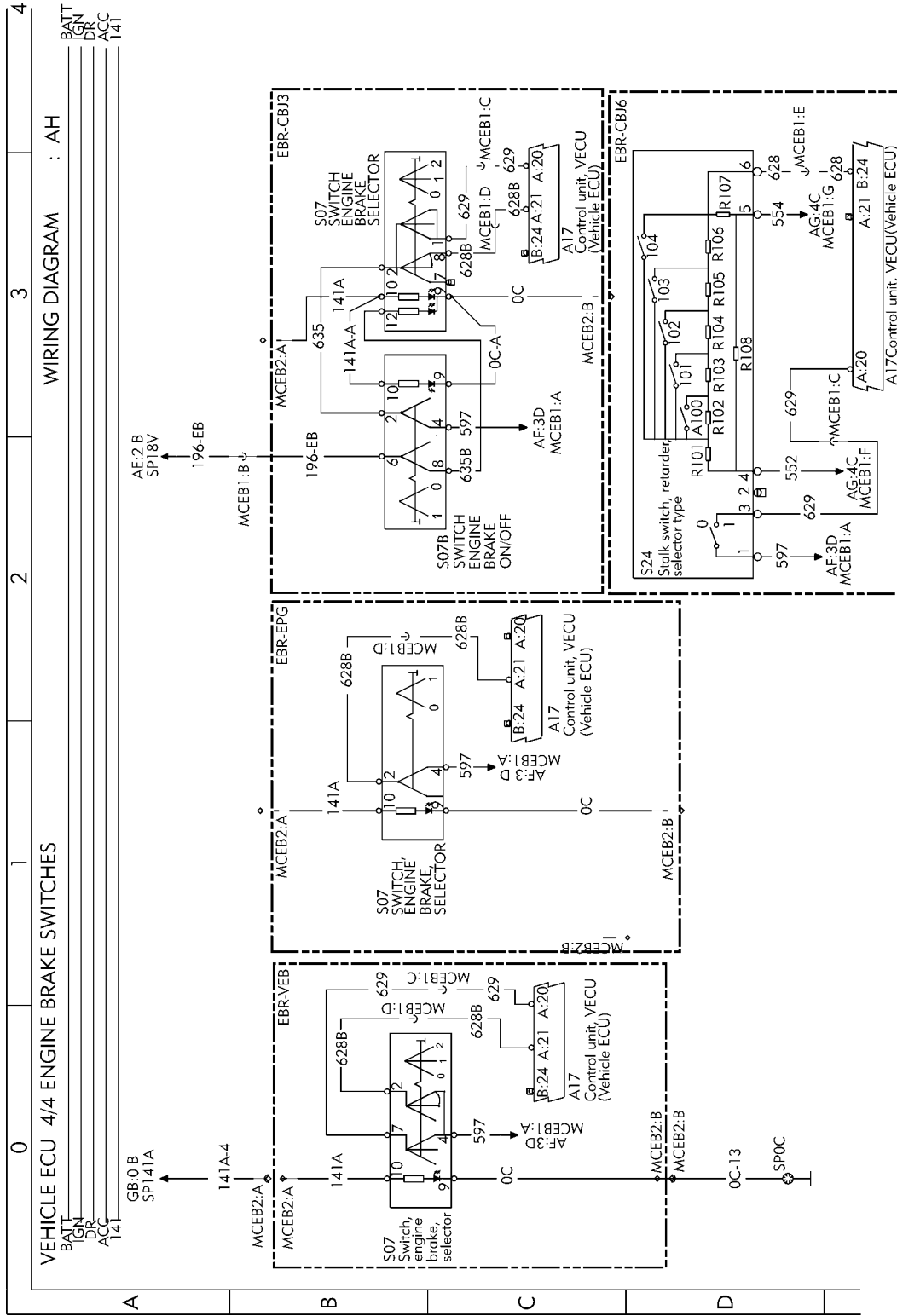


Fig. 8: AH

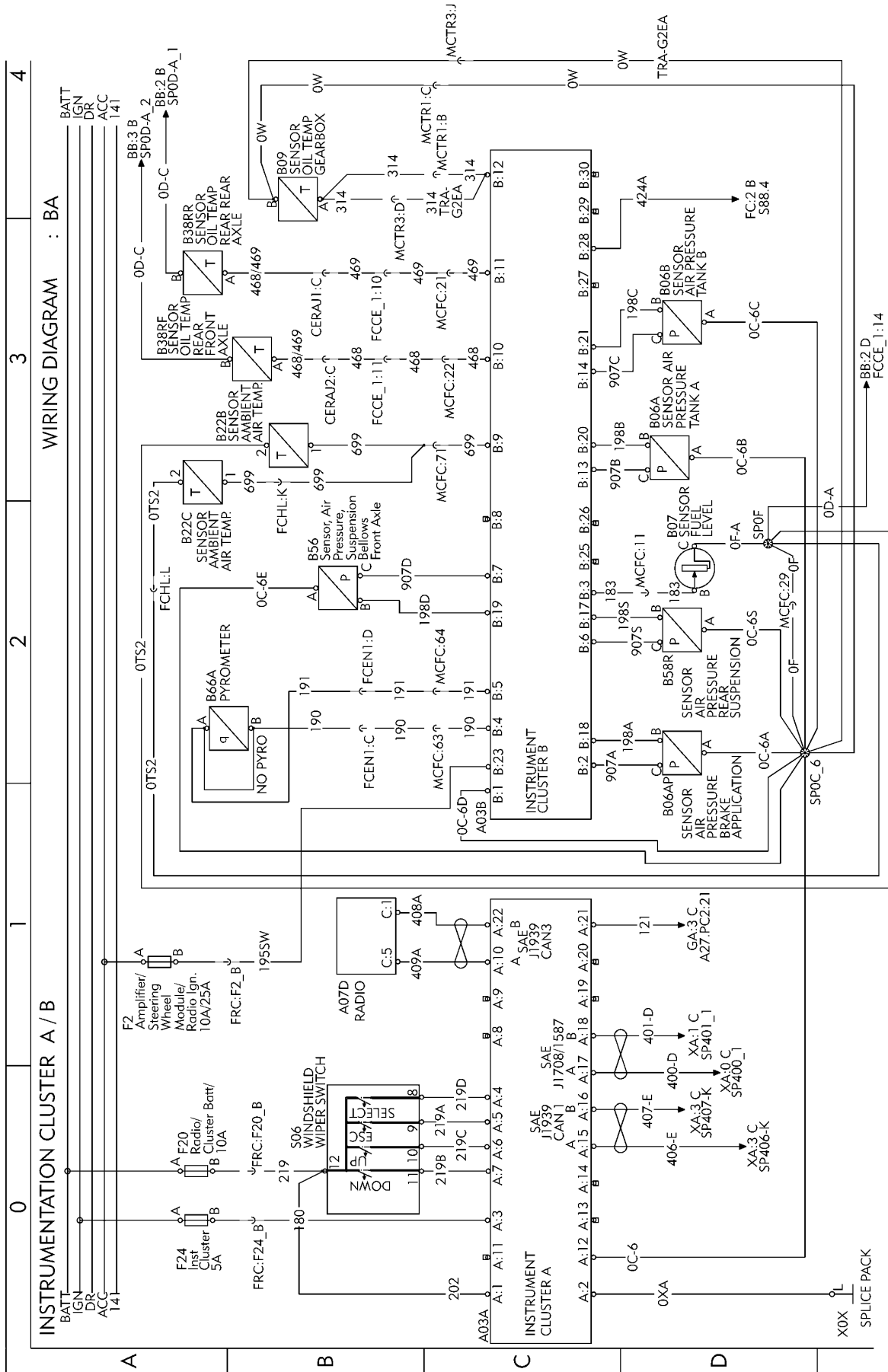


Fig. 9: BA



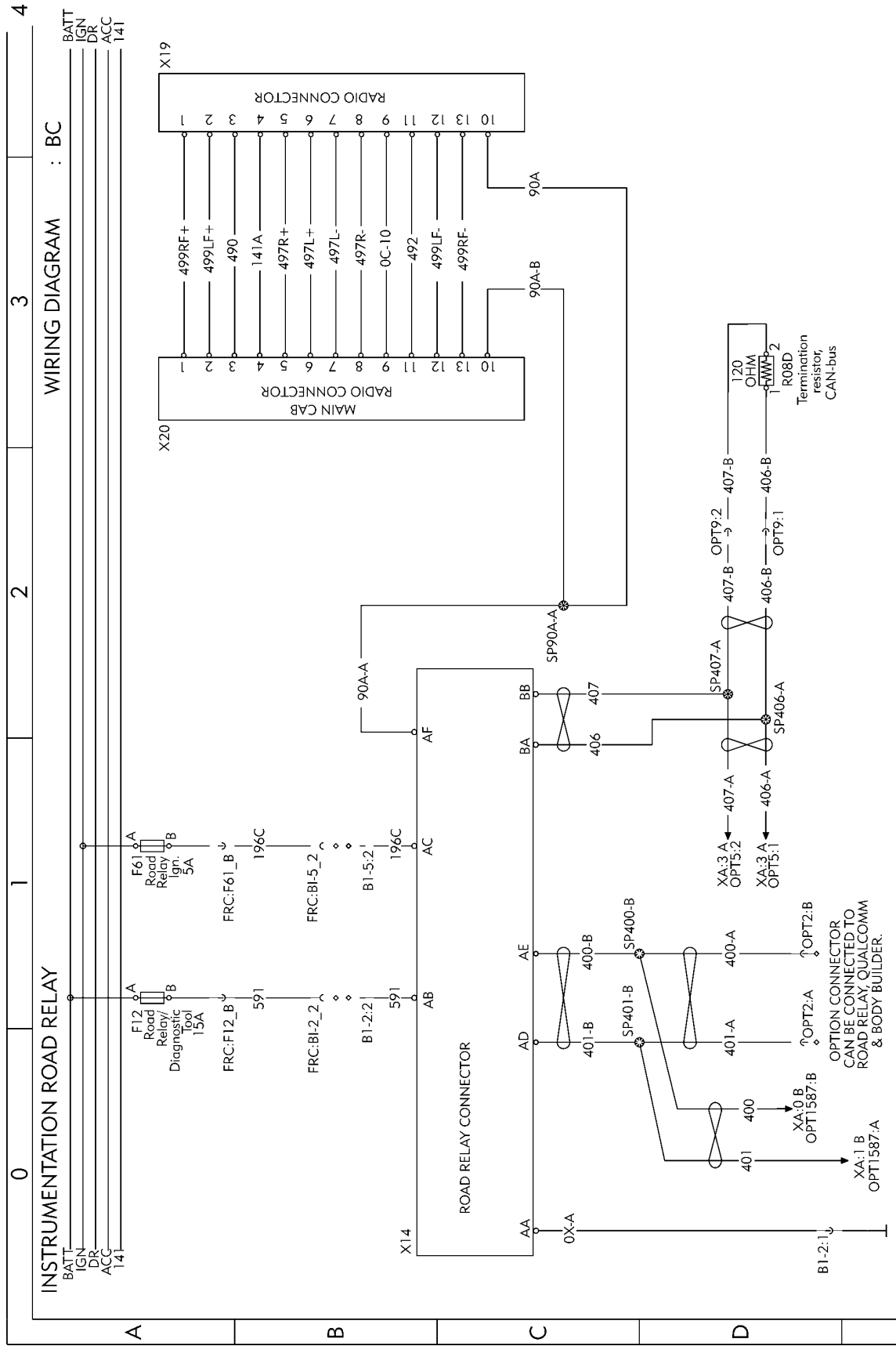


Fig. 11: BC

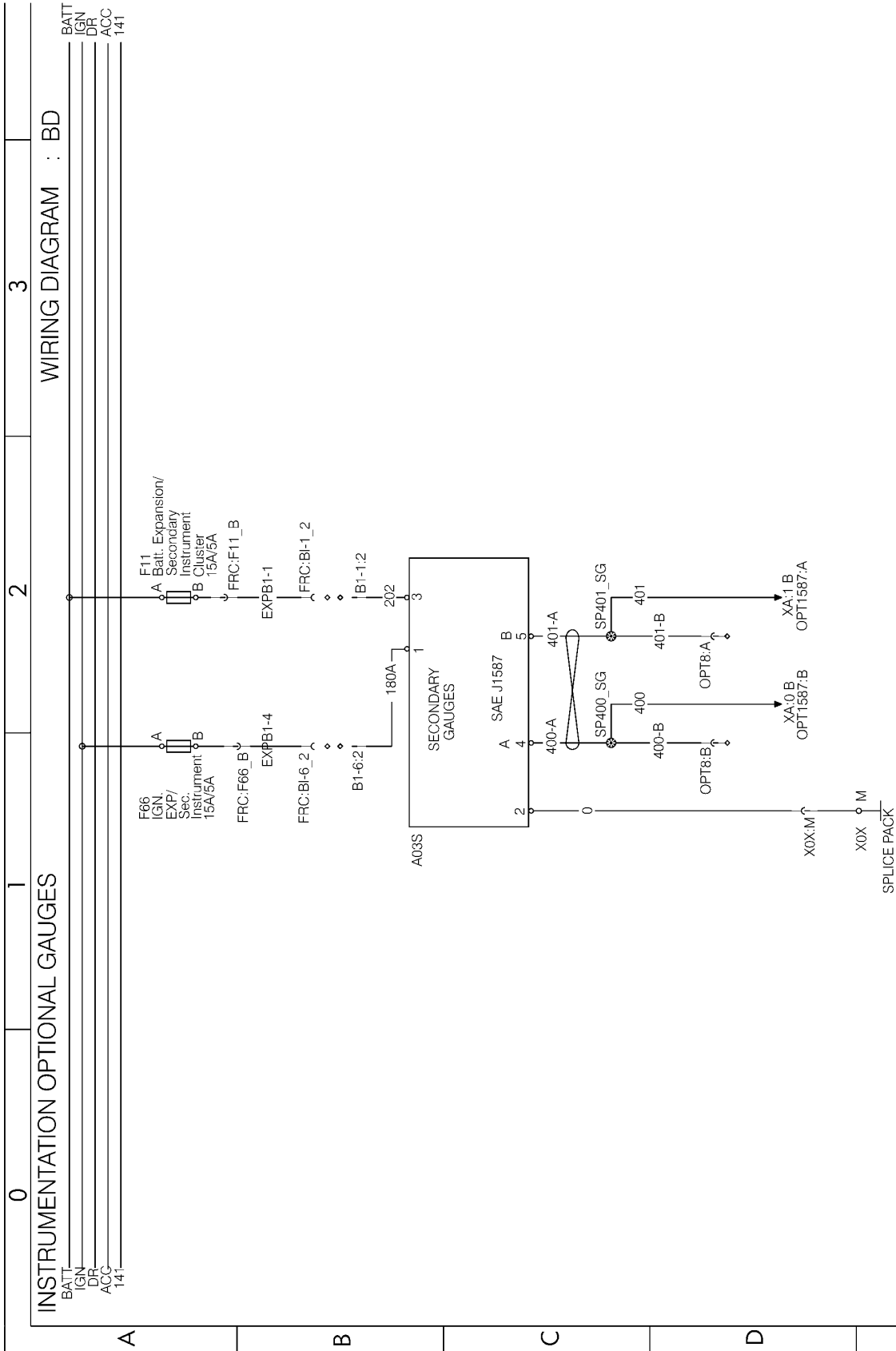


Fig. 12: BD

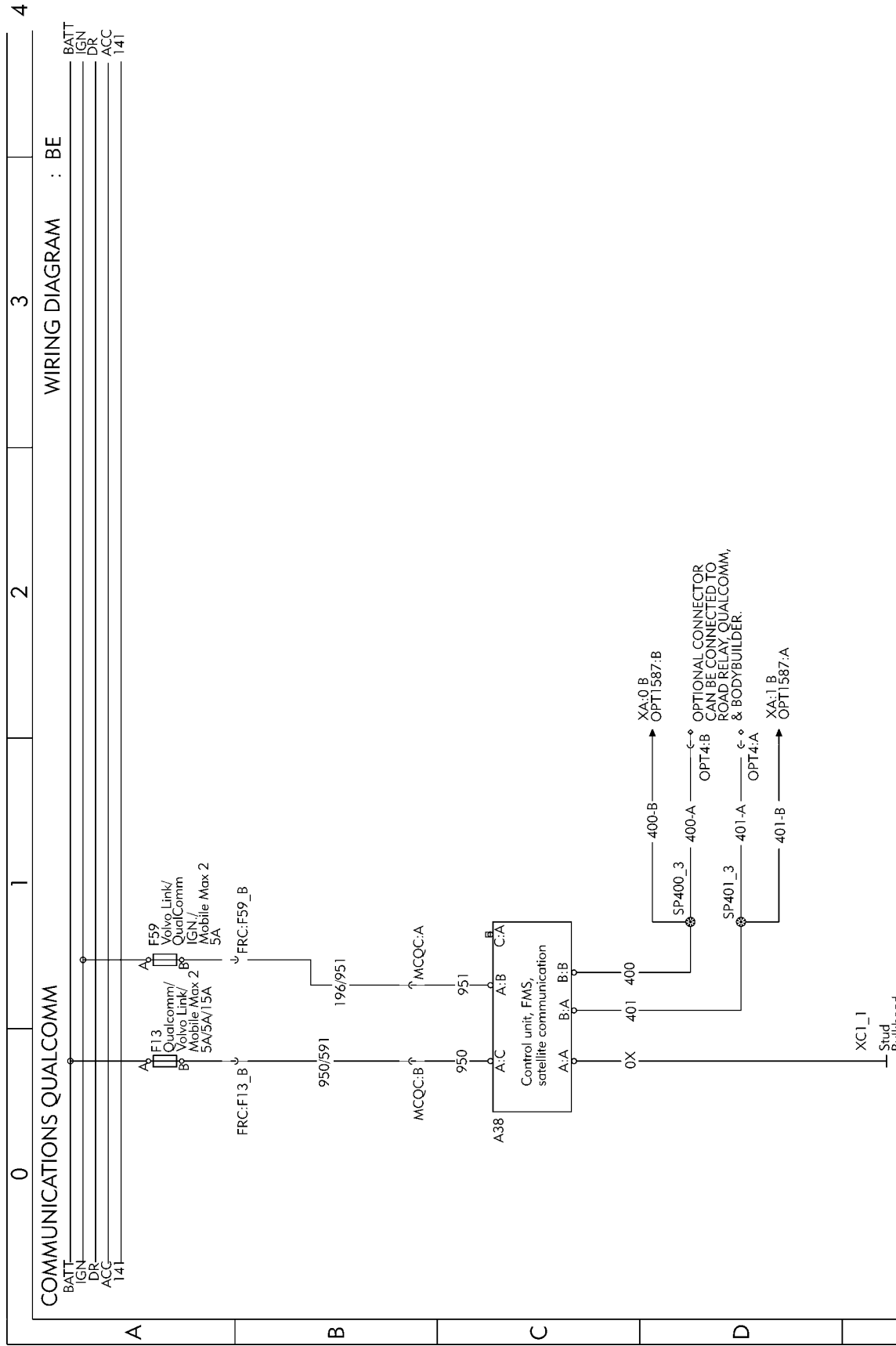


Fig. 13: BE

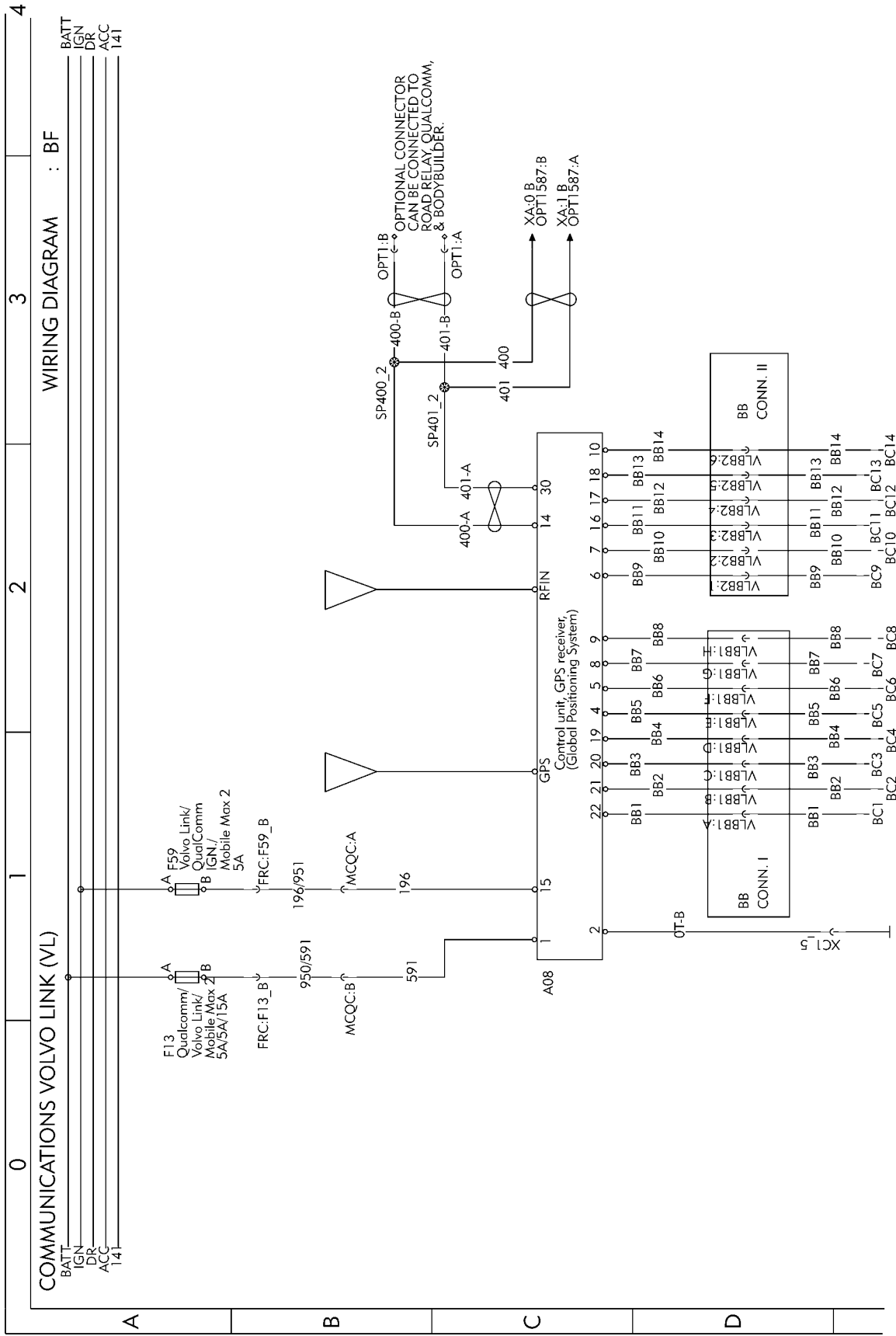


Fig. 14: BF

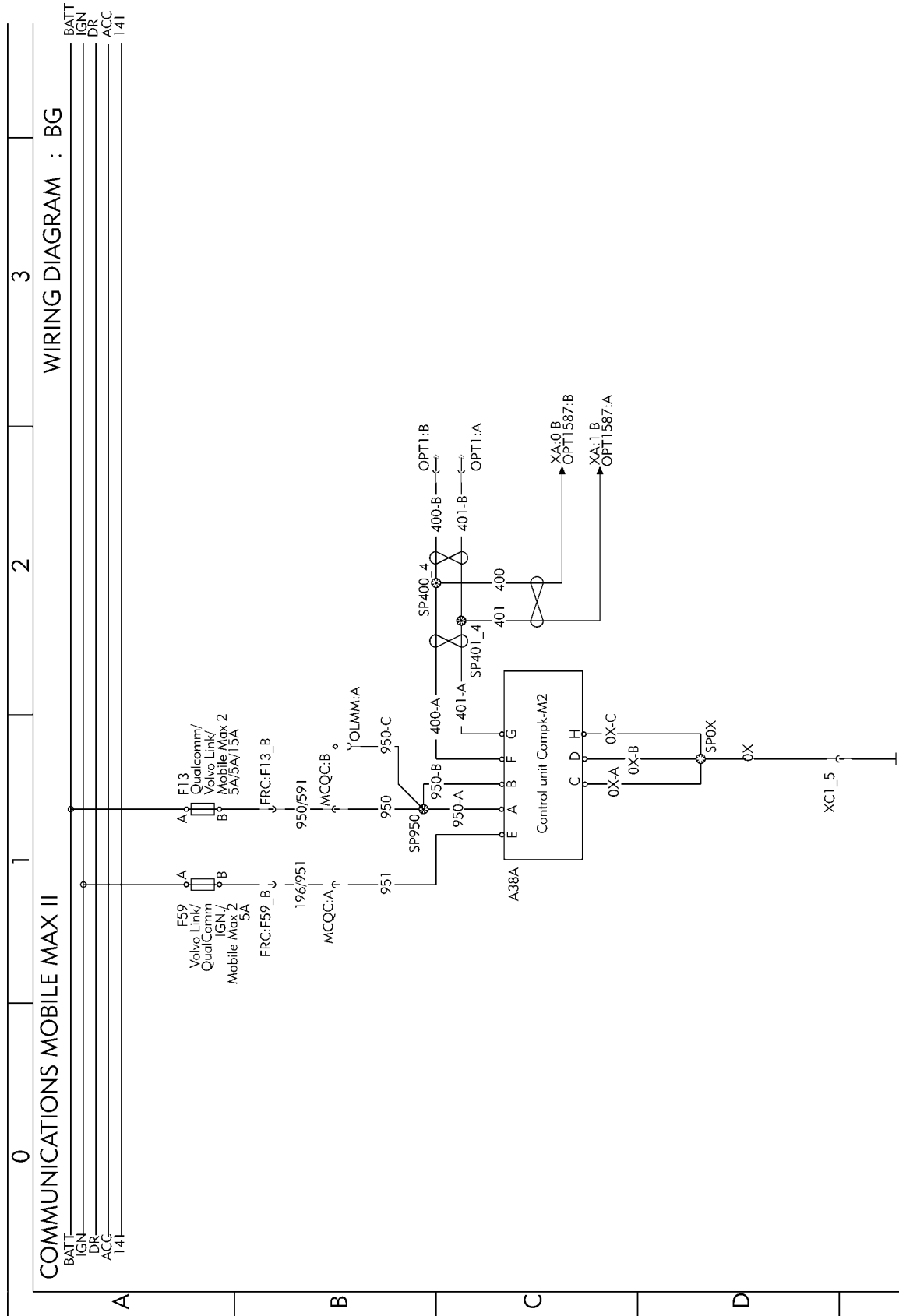


Fig. 15: BG

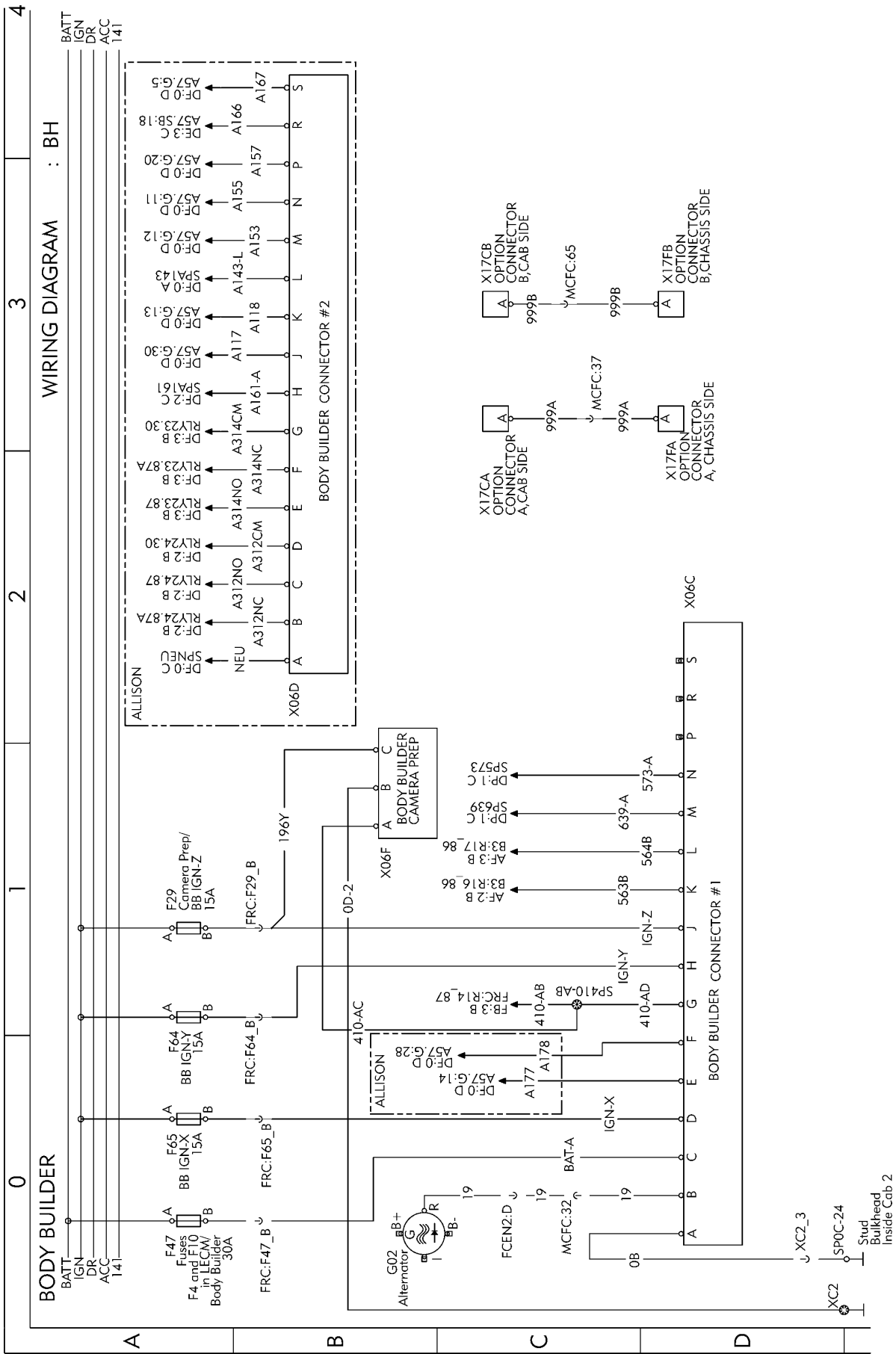


Fig. 16: BH



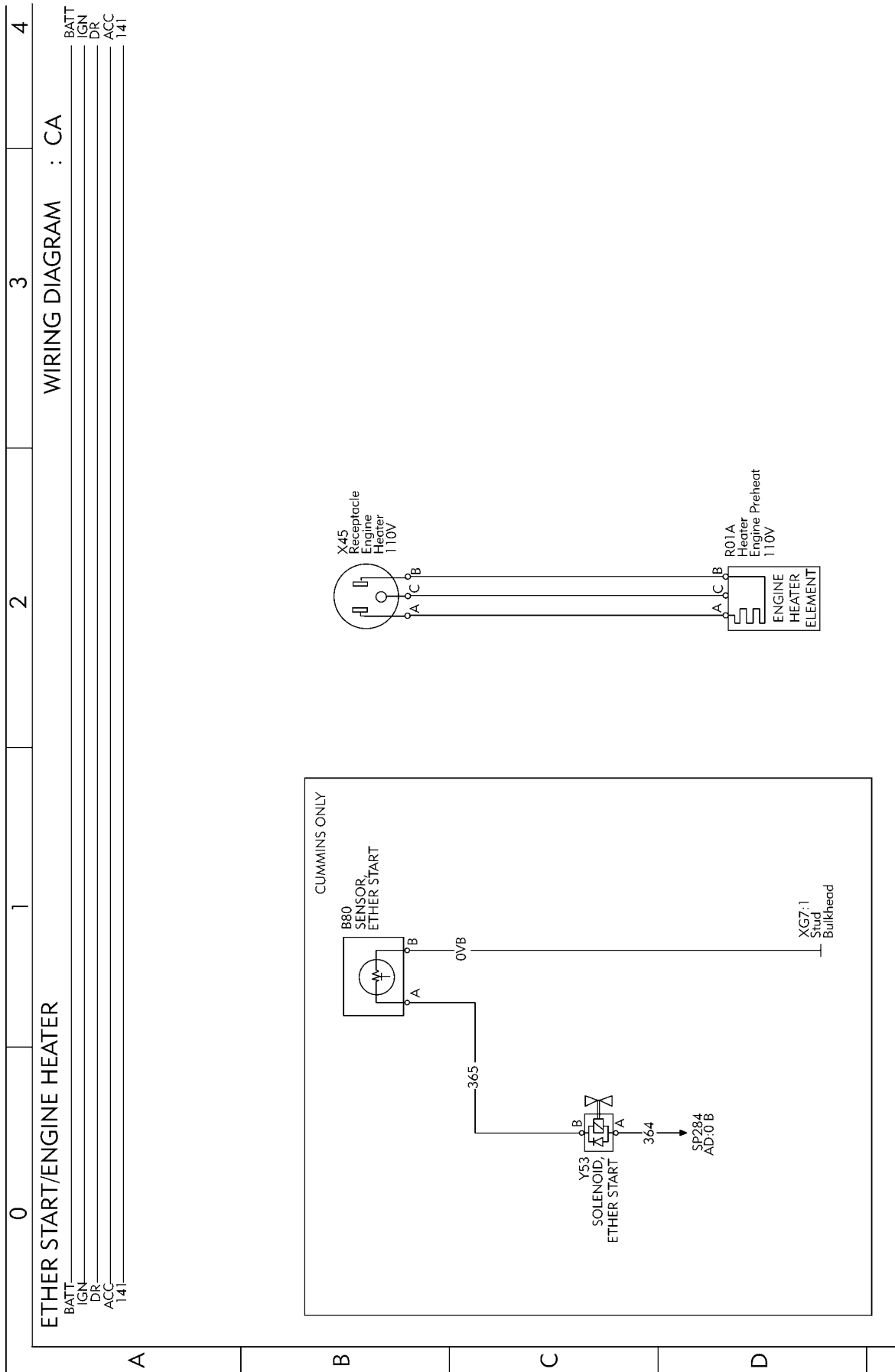


Fig. 18: CA

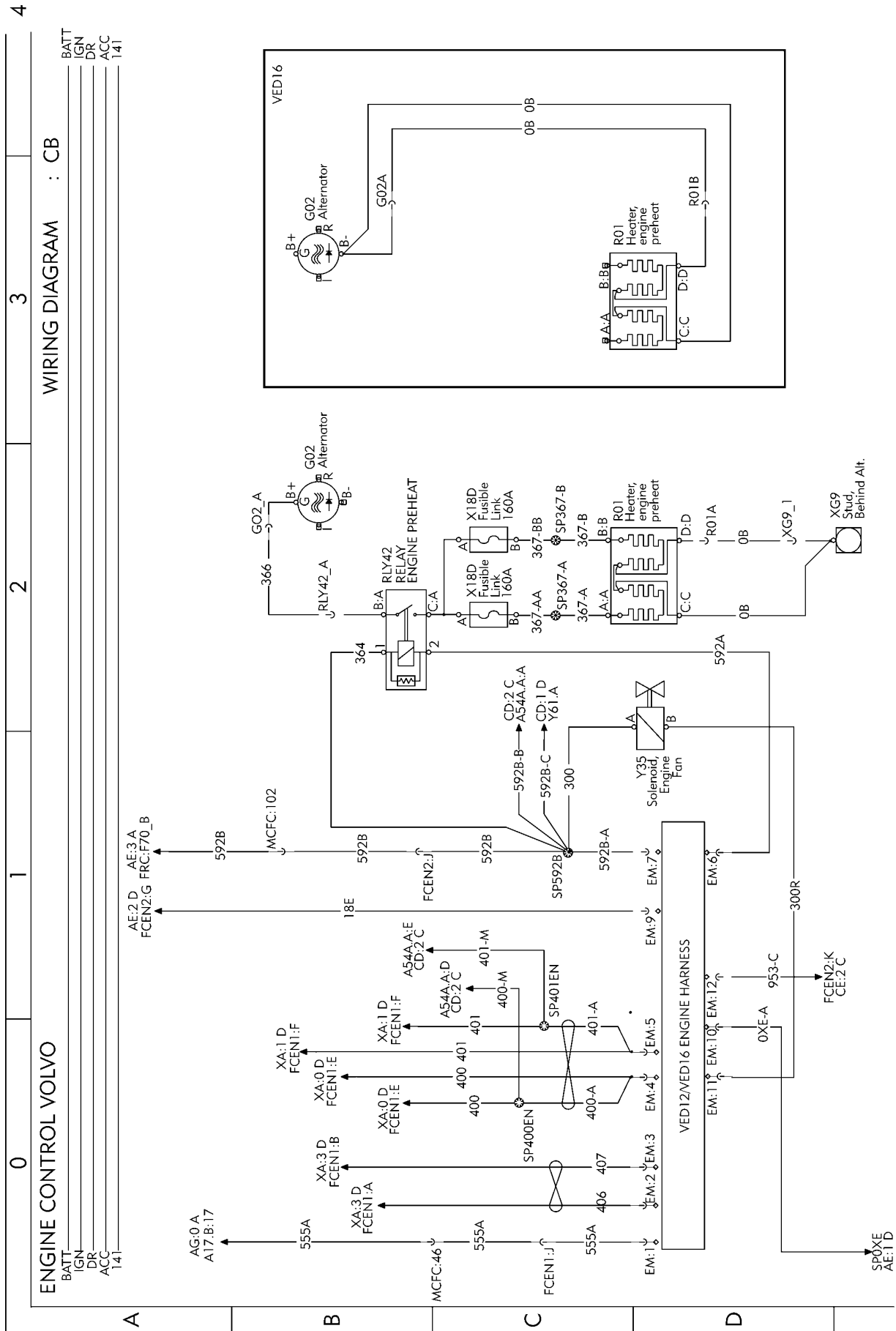


Fig. 19: CB

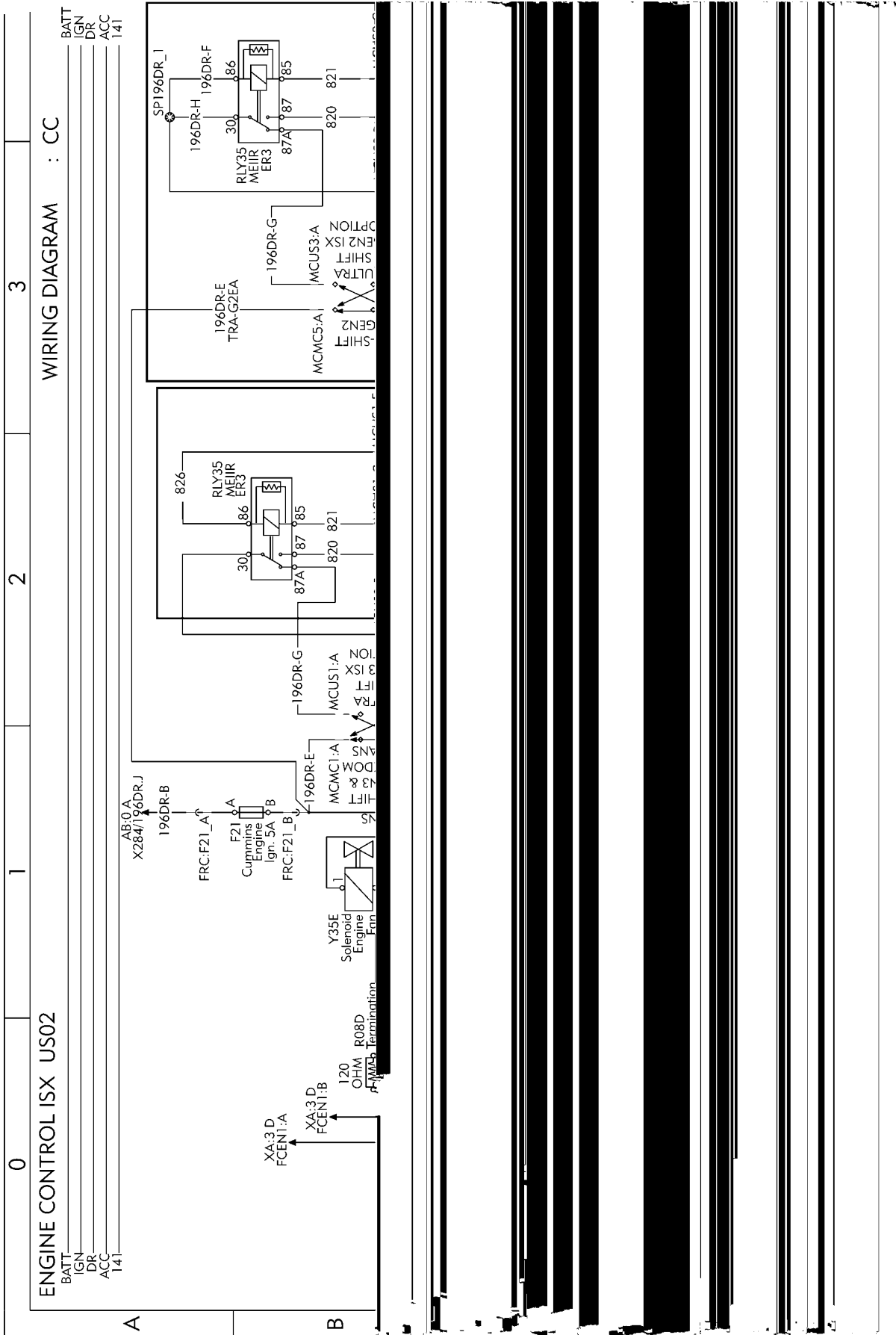


Fig. 20: CC

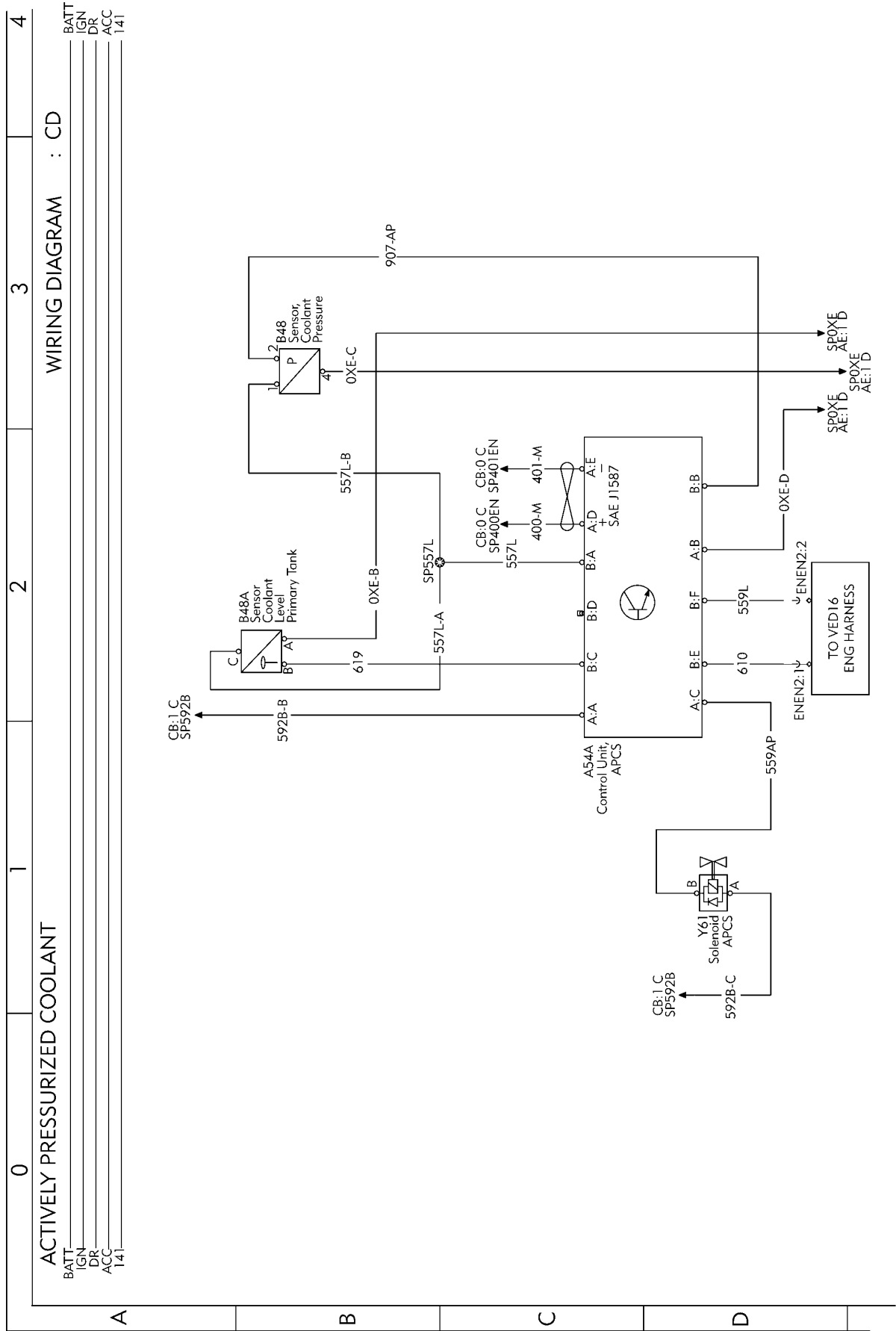


Fig. 21: CD

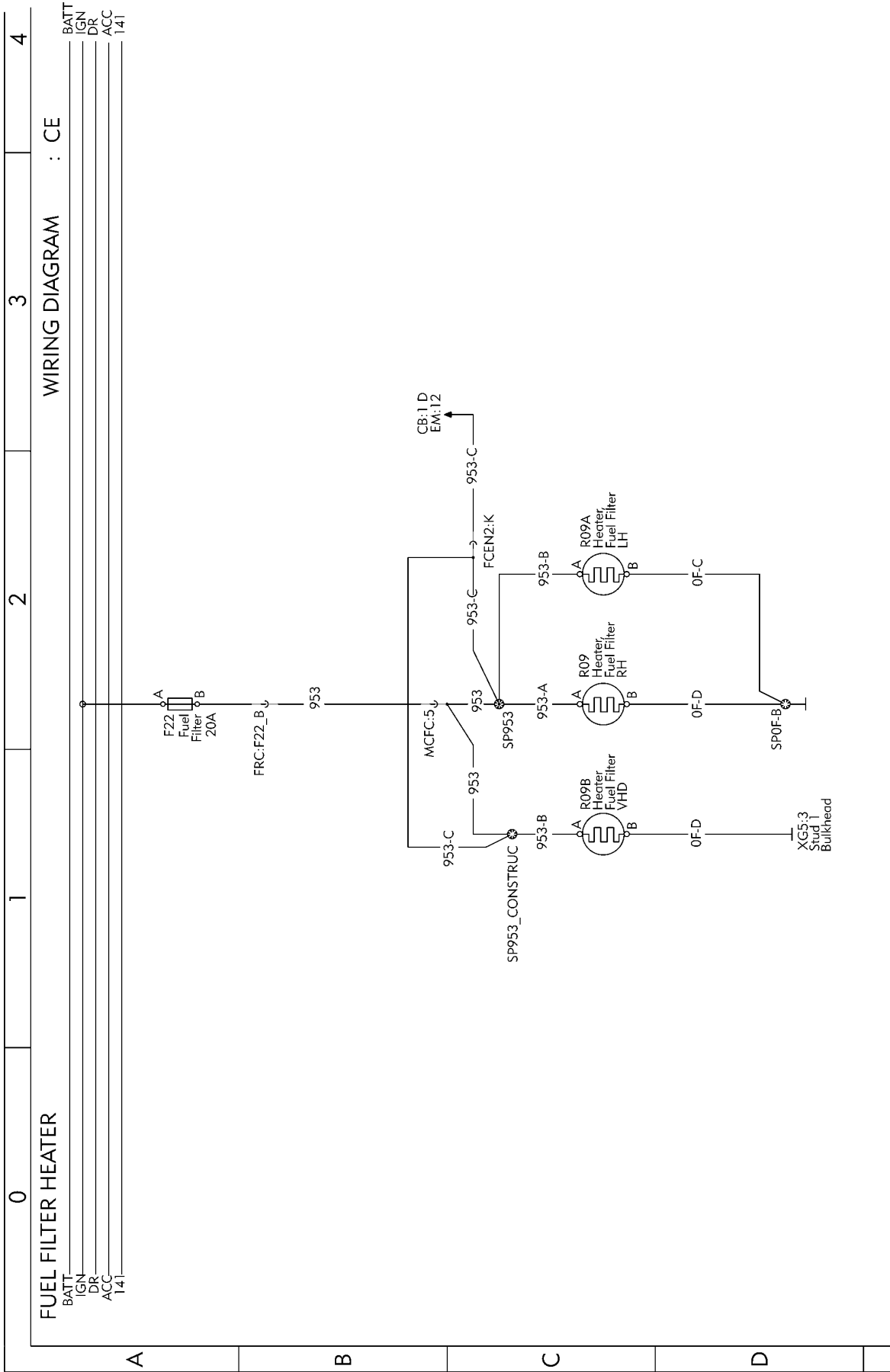


Fig. 22: CE

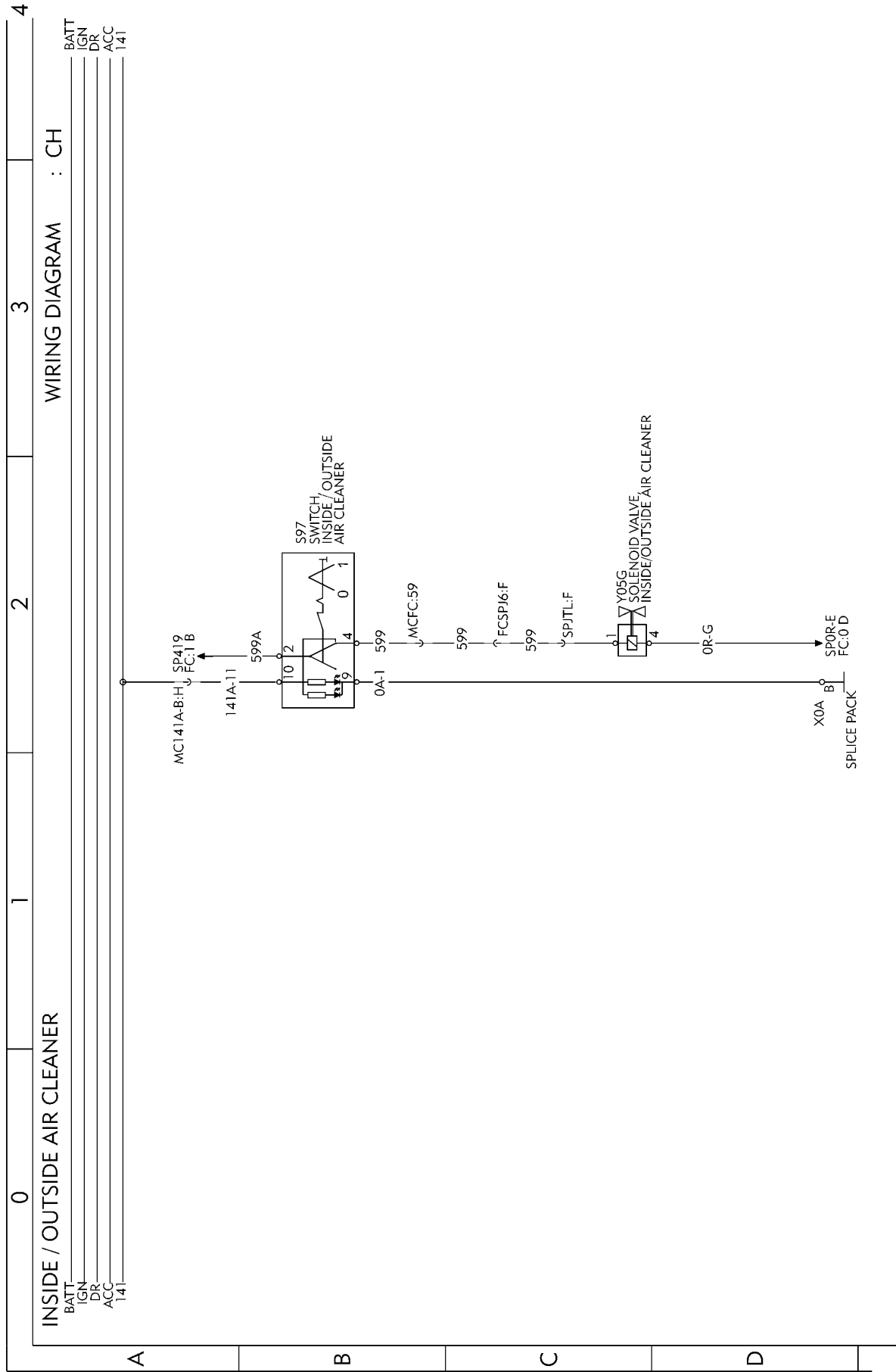


Fig. 23: CH

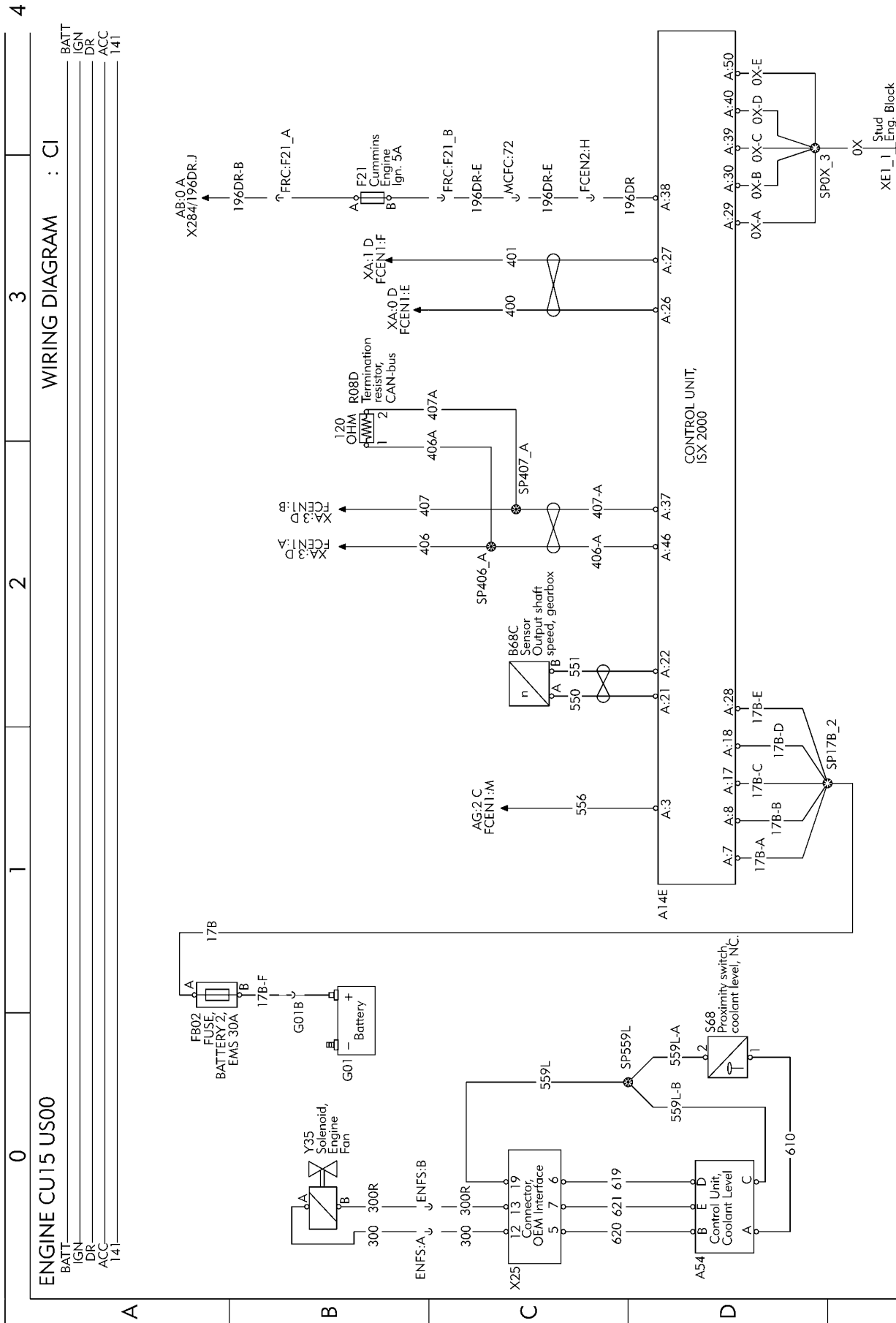


Fig. 24: CI

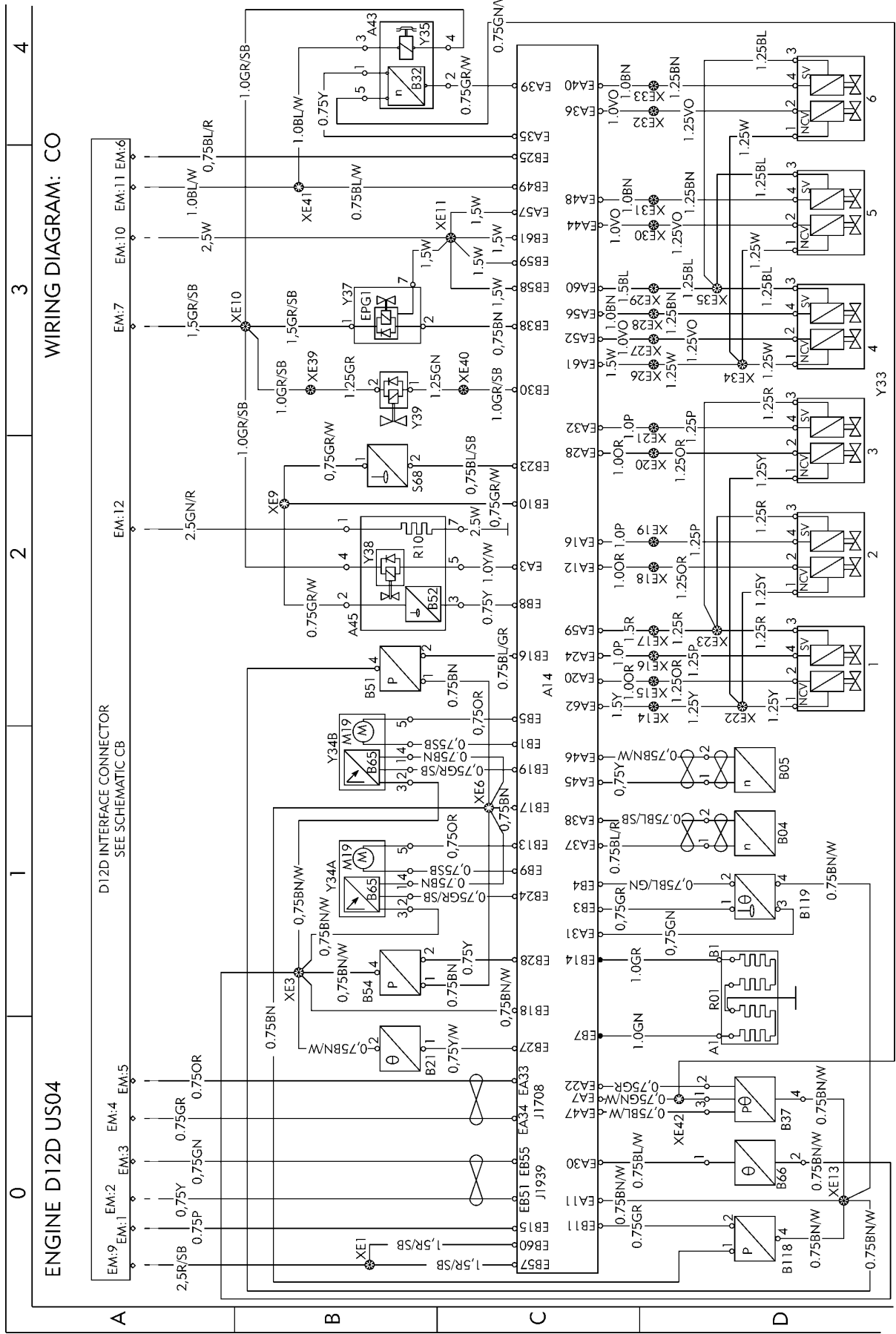


Fig. 25: CO

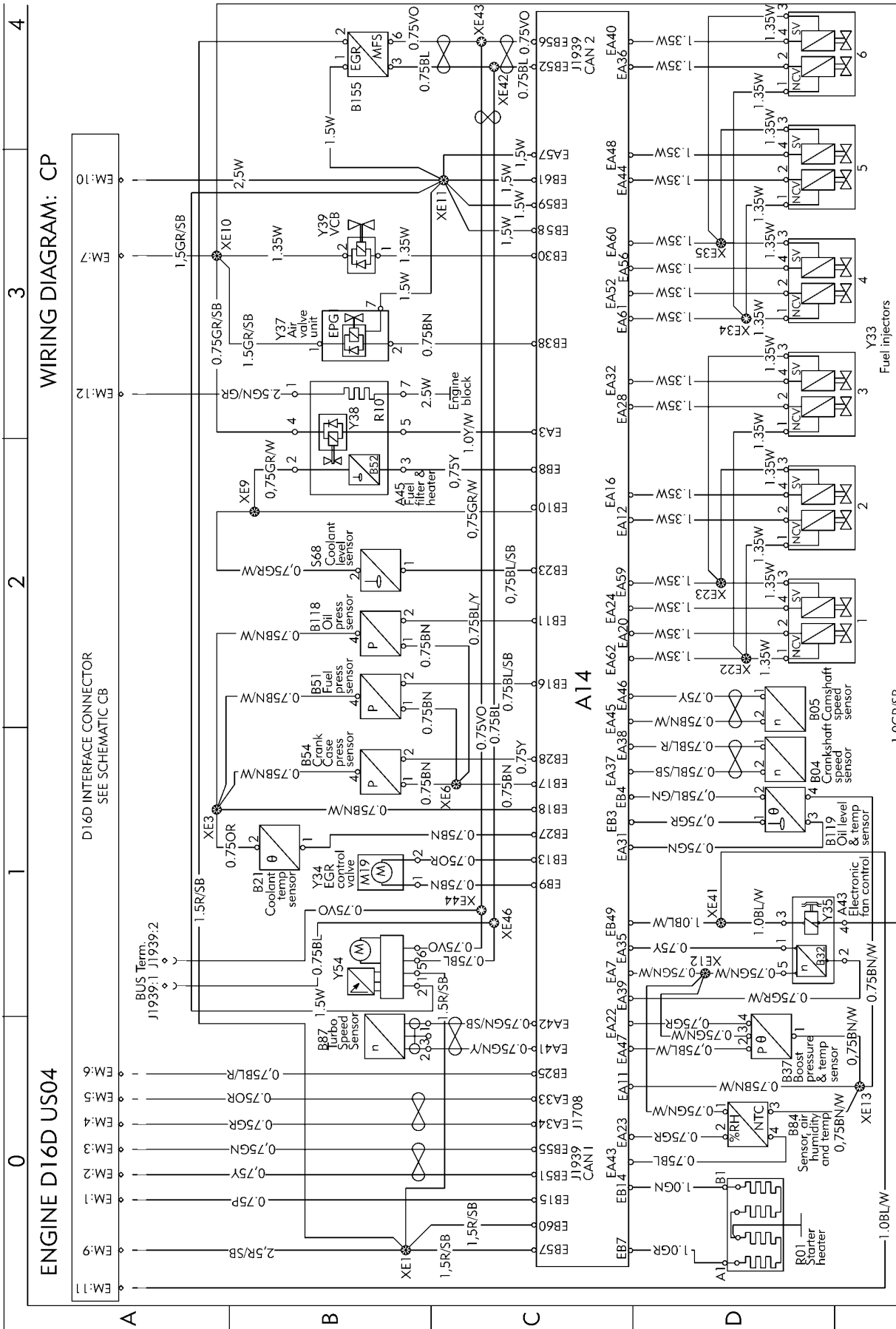


Fig. 26: CP



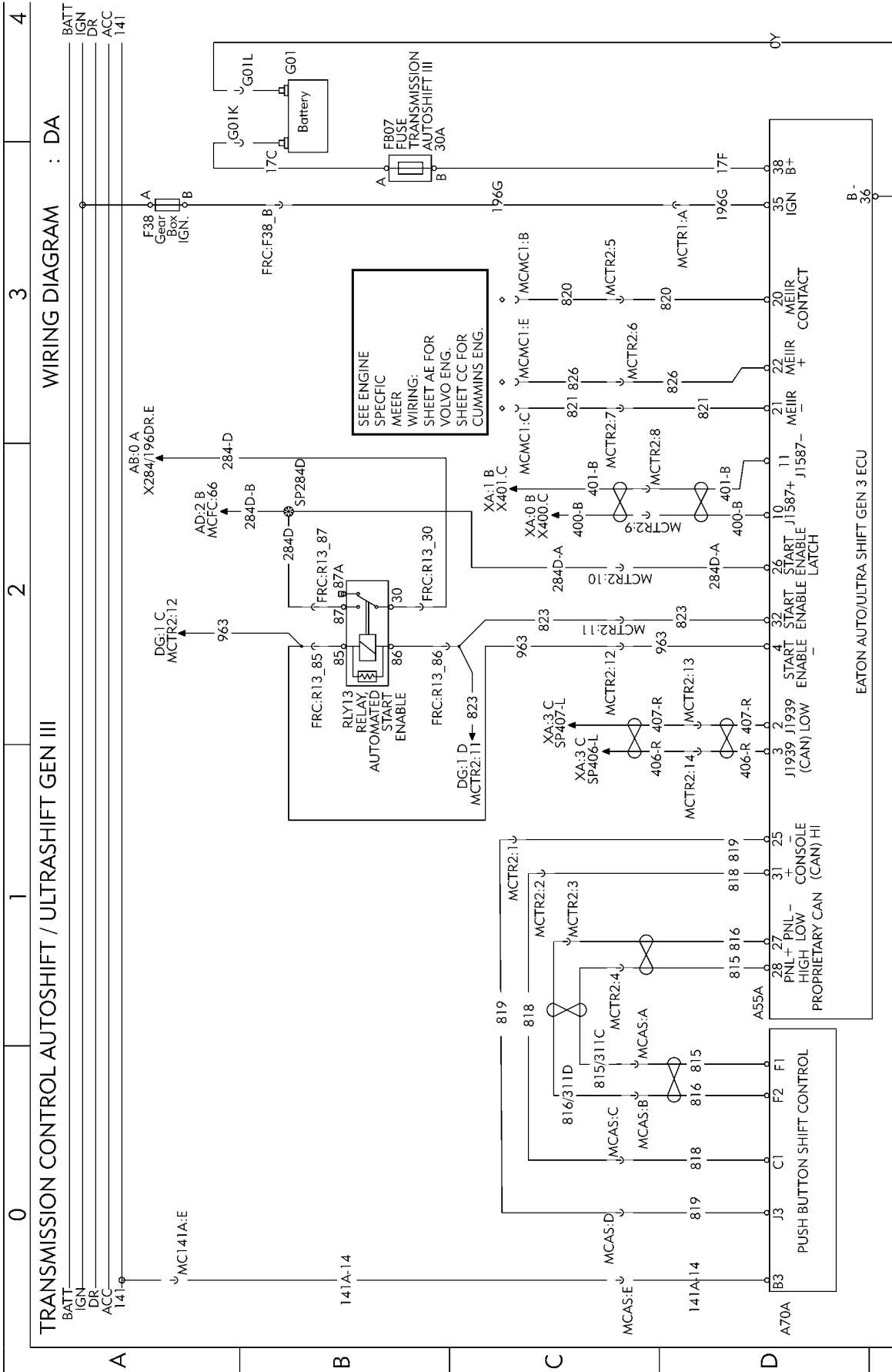


Fig. 28: DA

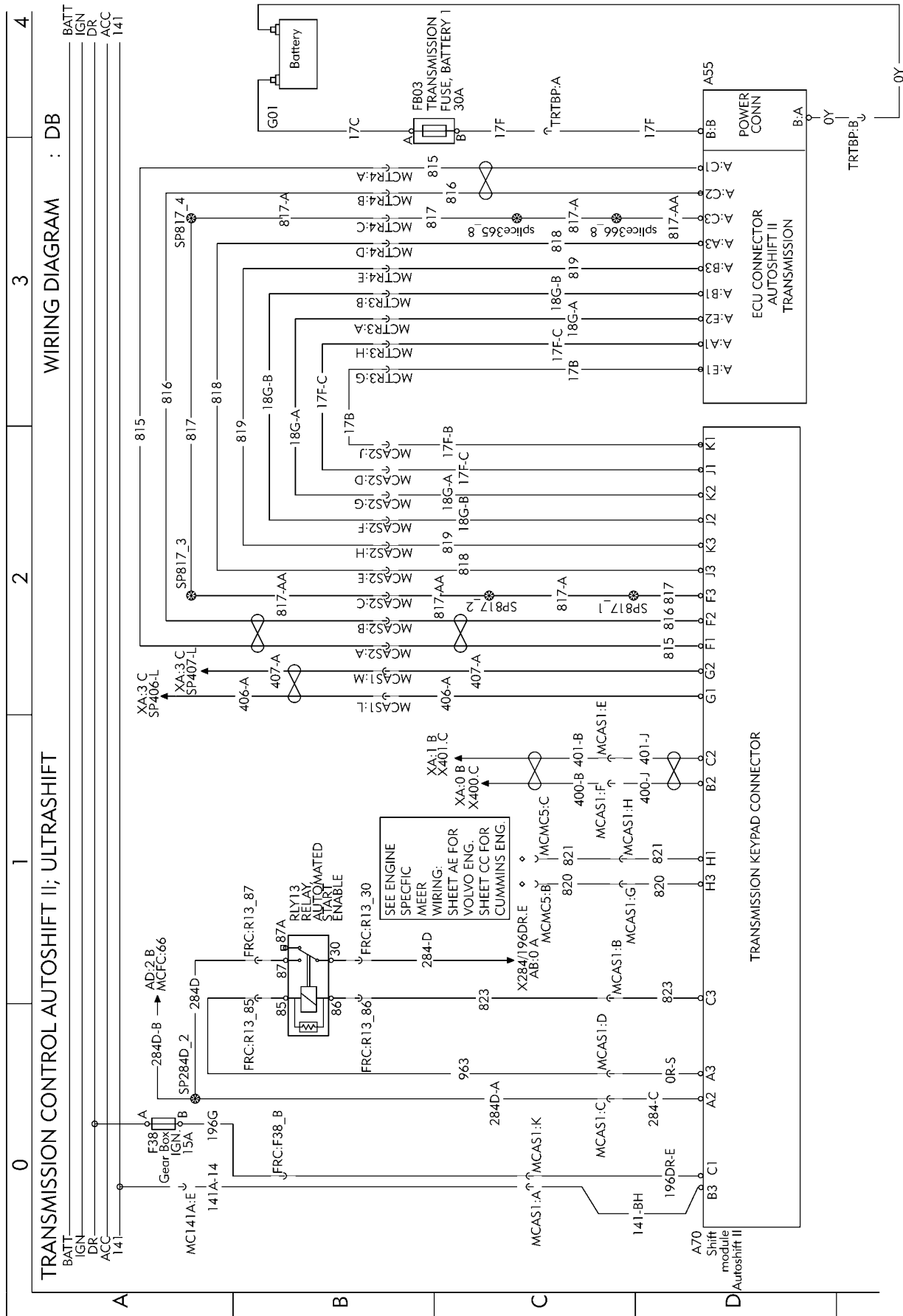


Fig. 29: DB

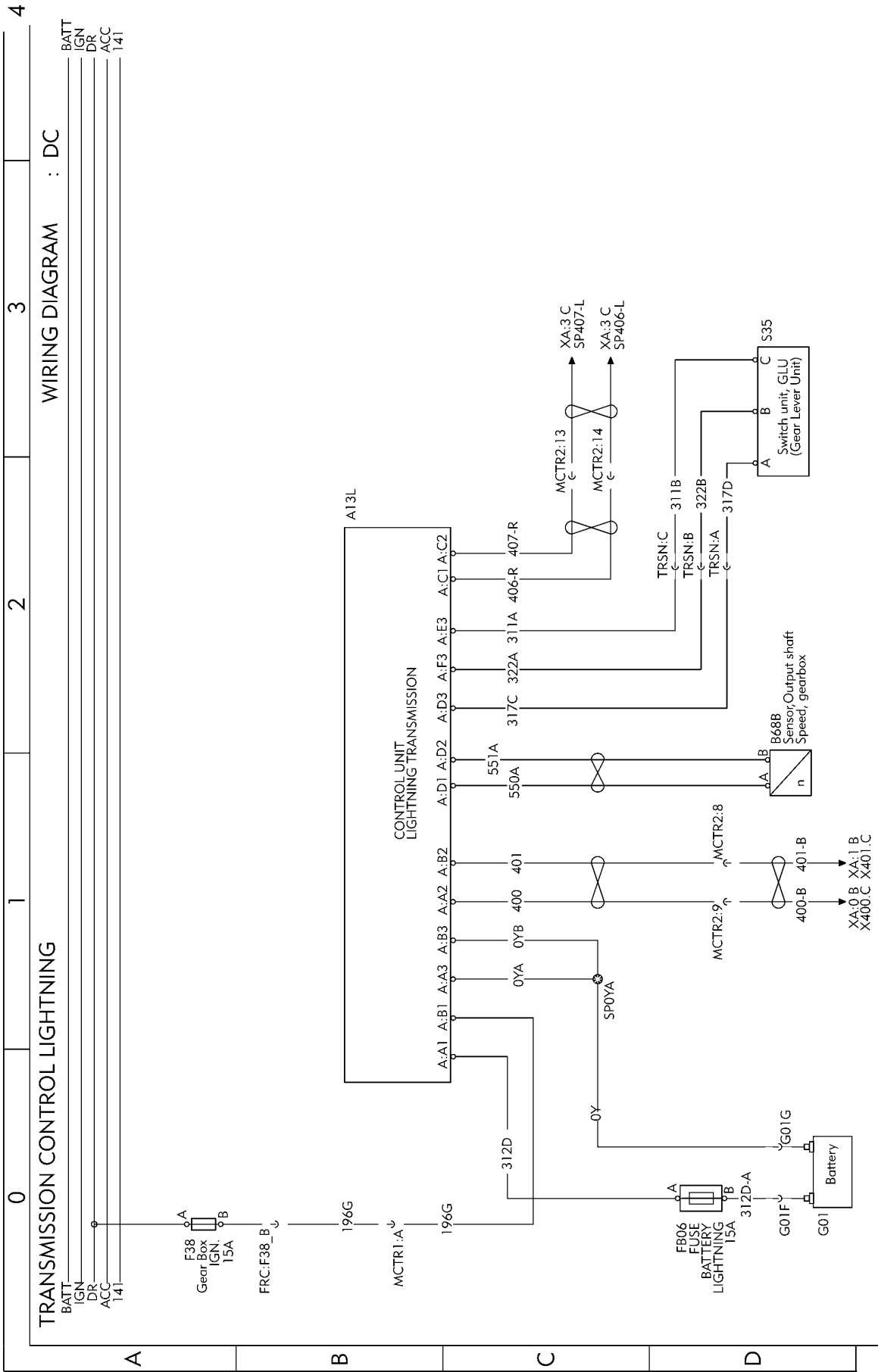


Fig. 30: DC





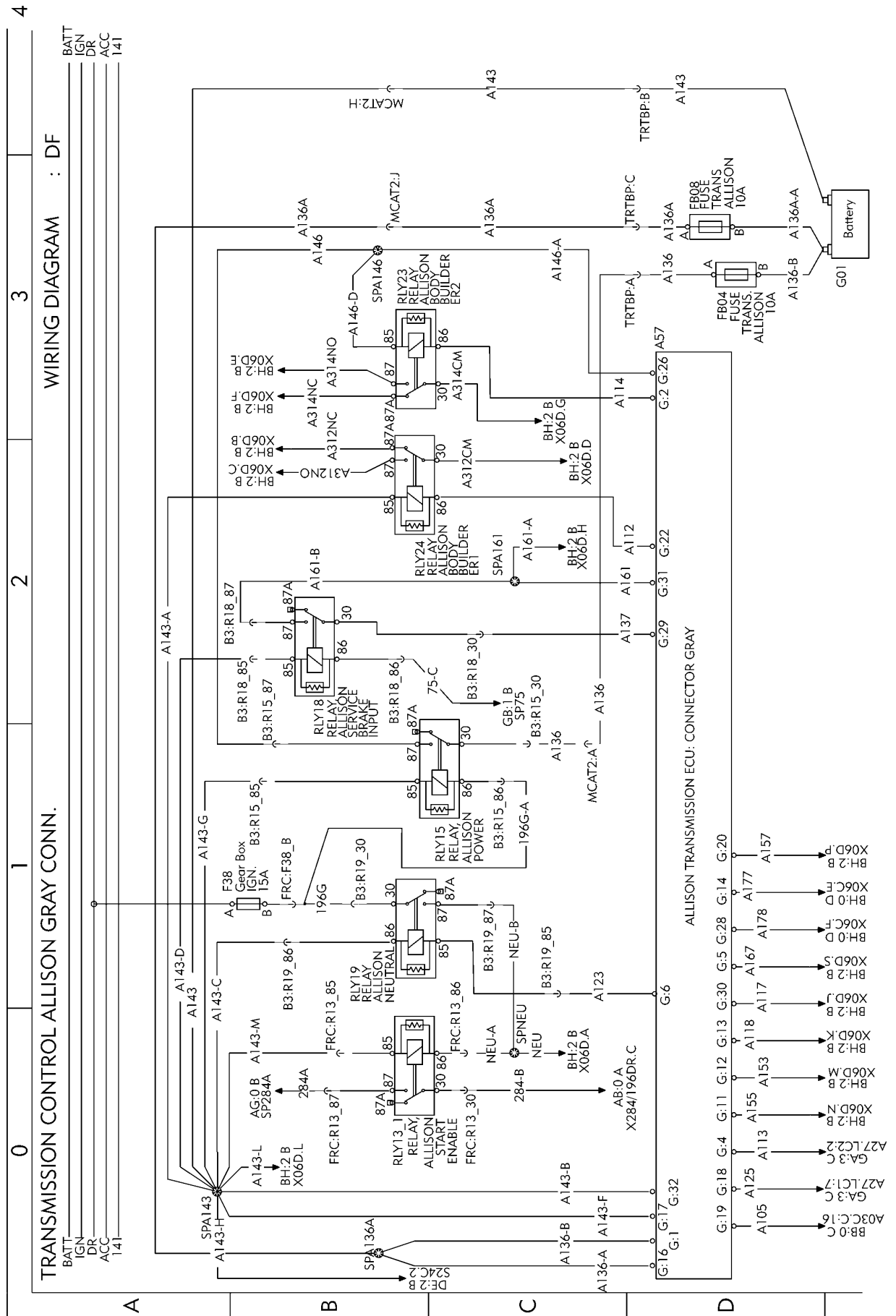


Fig. 33: DF

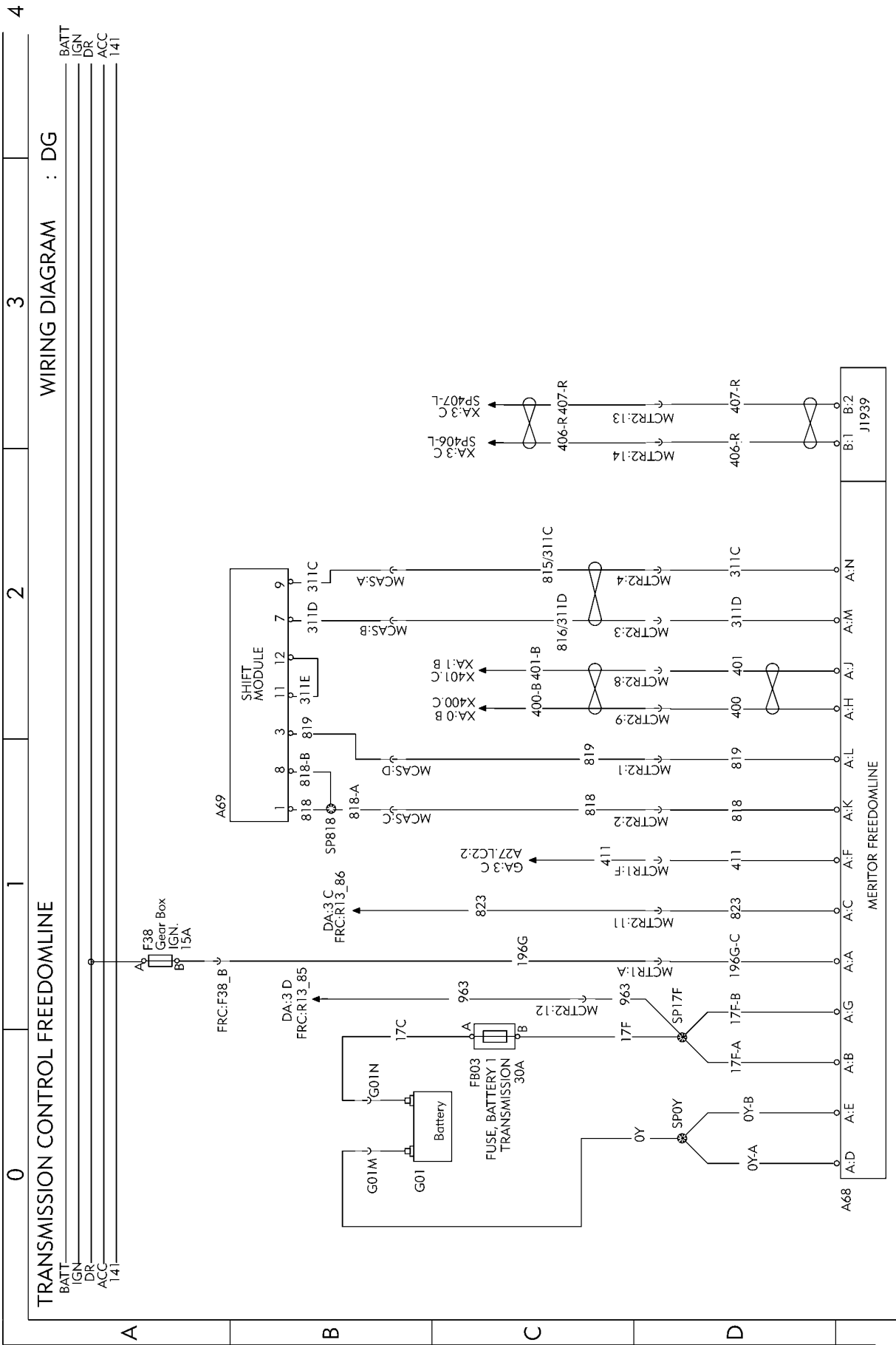


Fig. 34: DG

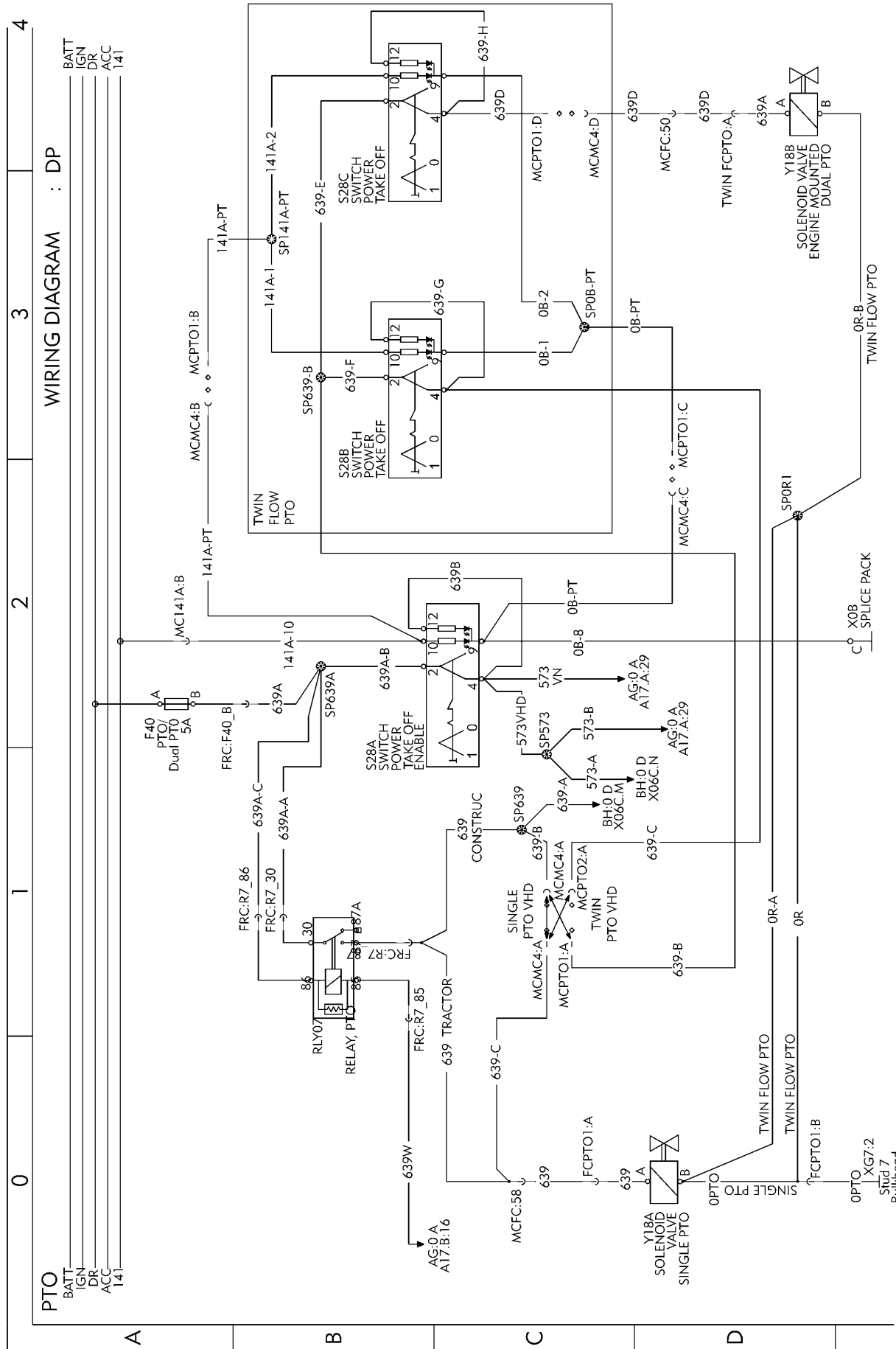


Fig. 35: DP

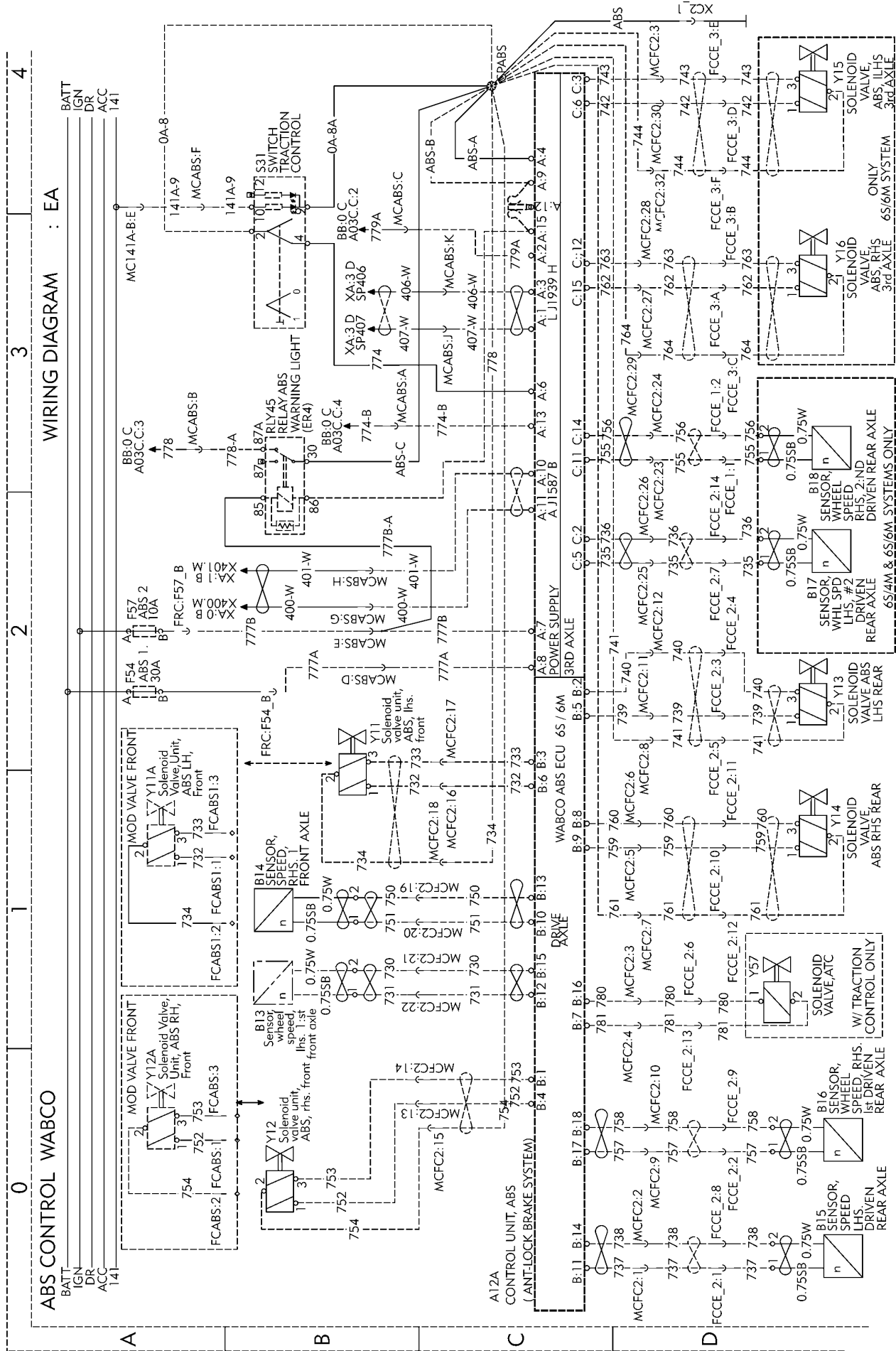


Fig. 36: EA



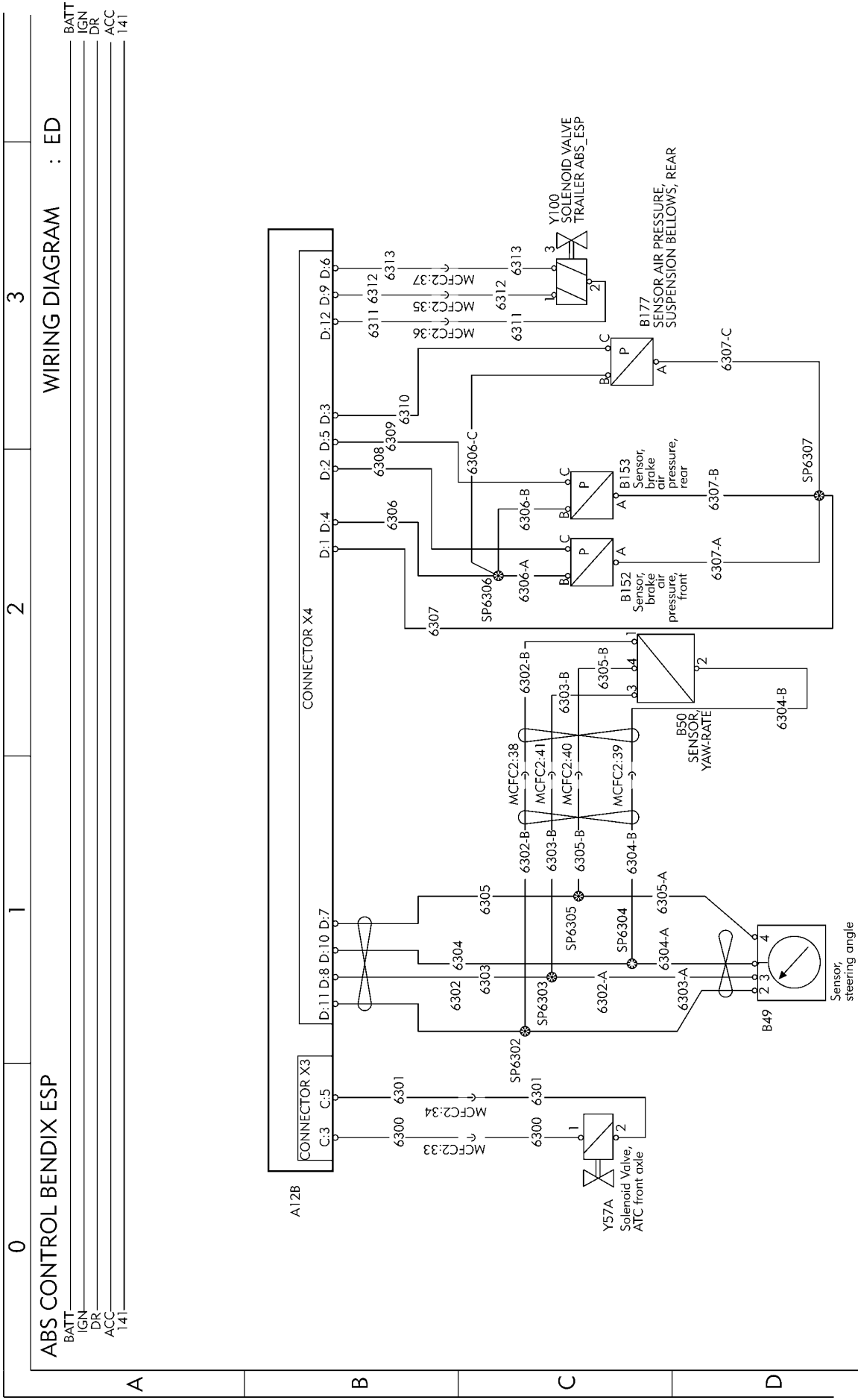


Fig. 38: ED

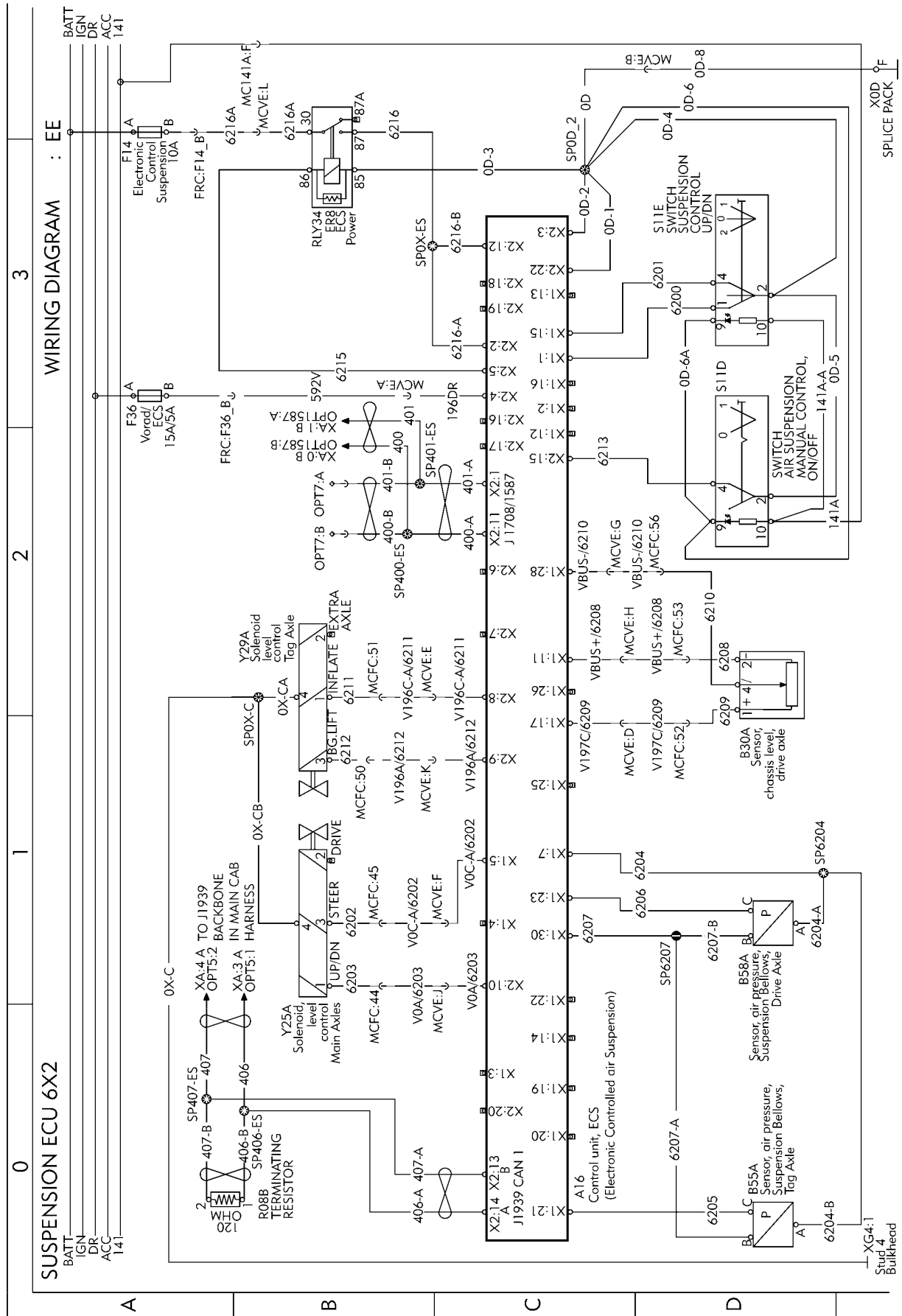


Fig. 39: EE

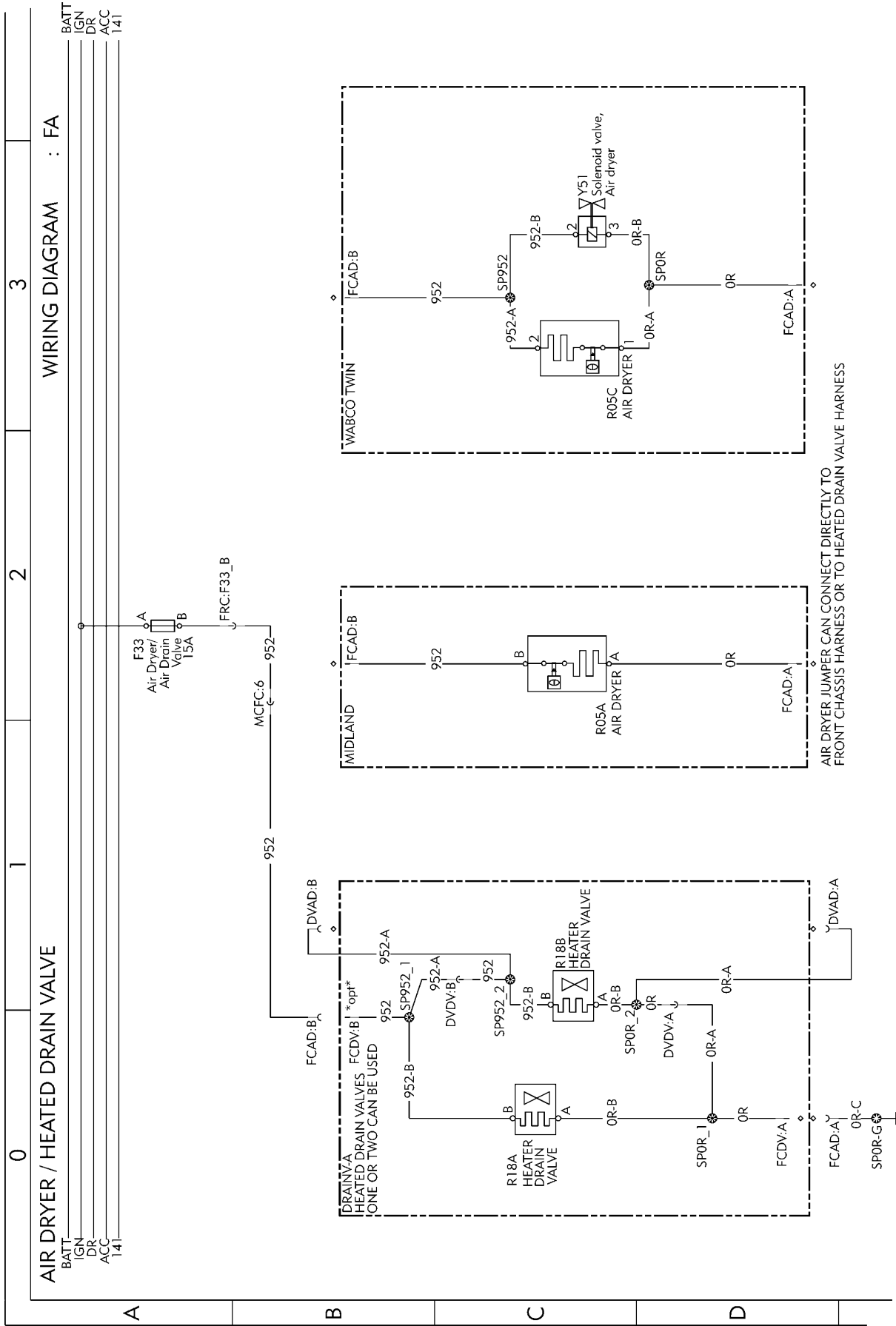


Fig. 40: FA

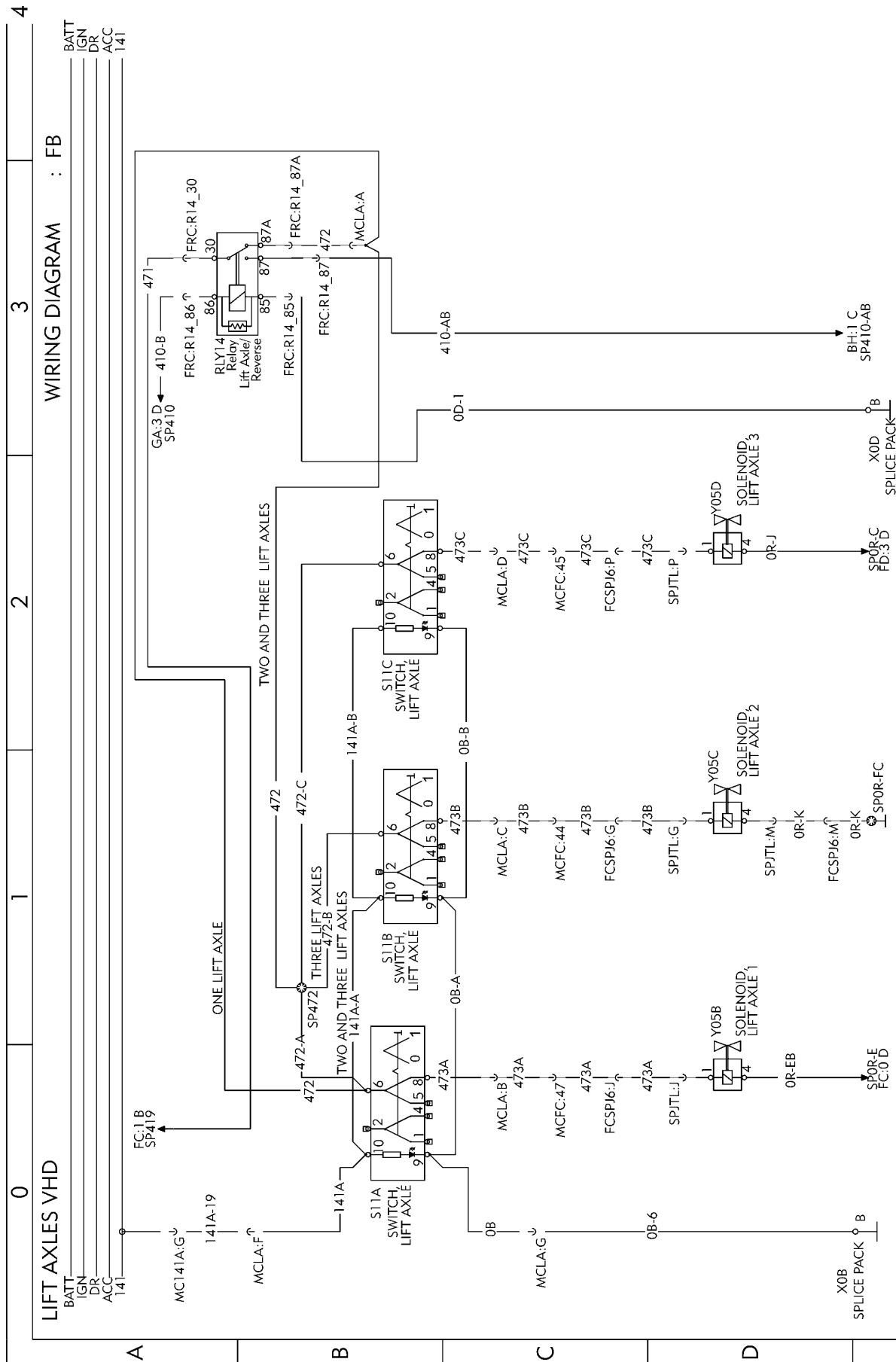


Fig. 41: FB

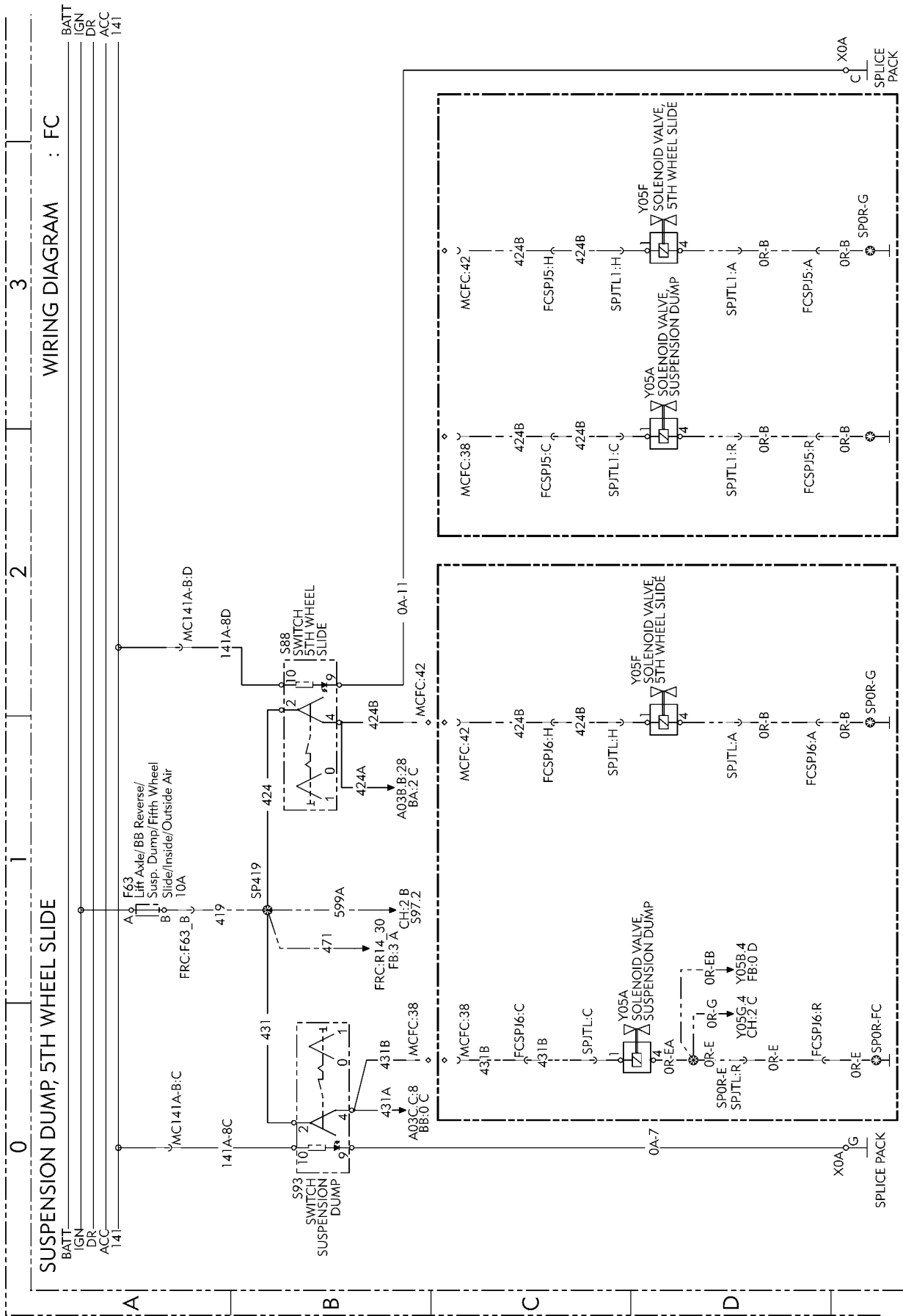


Fig. 42: FC

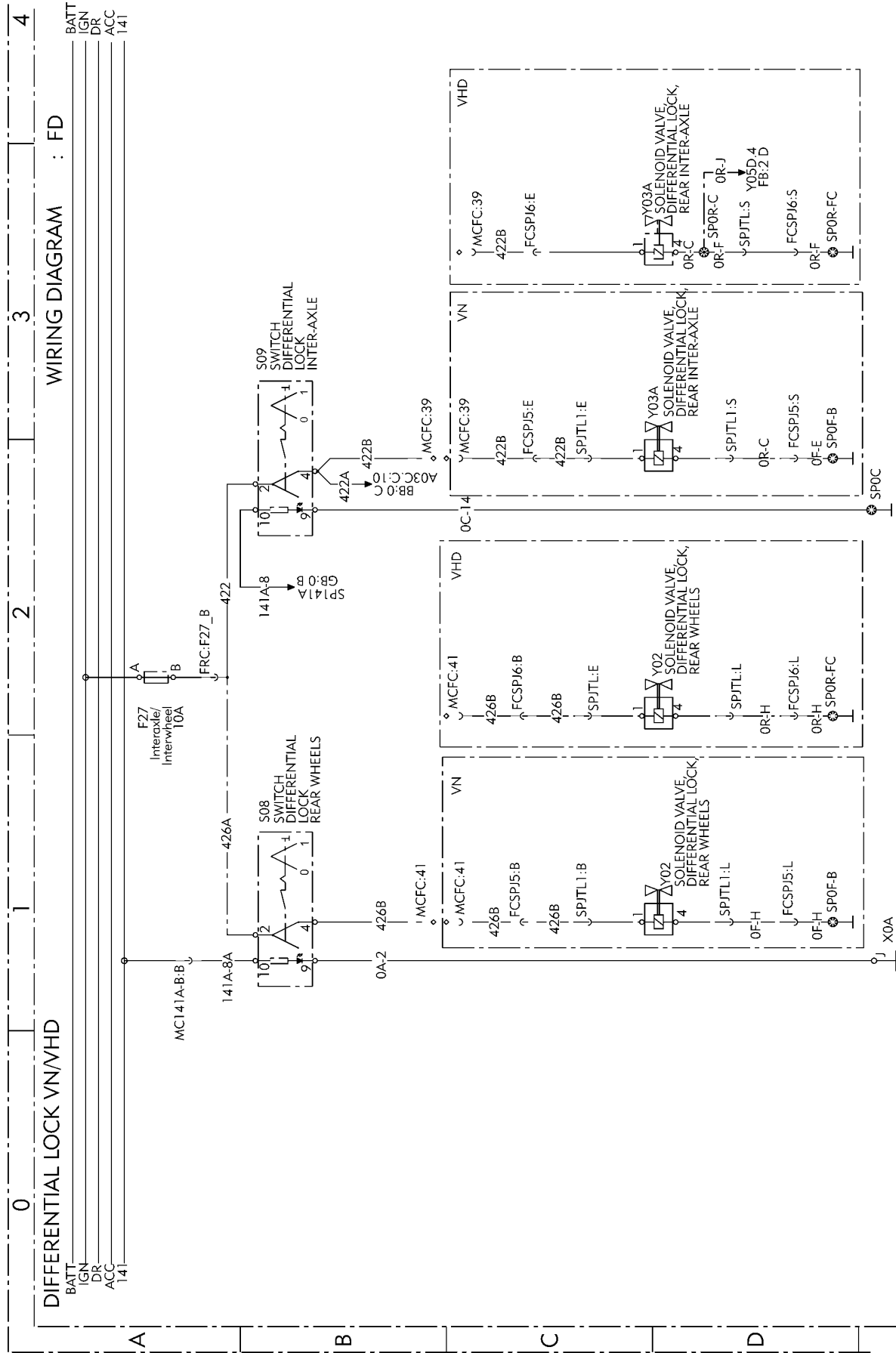


Fig. 43: FD



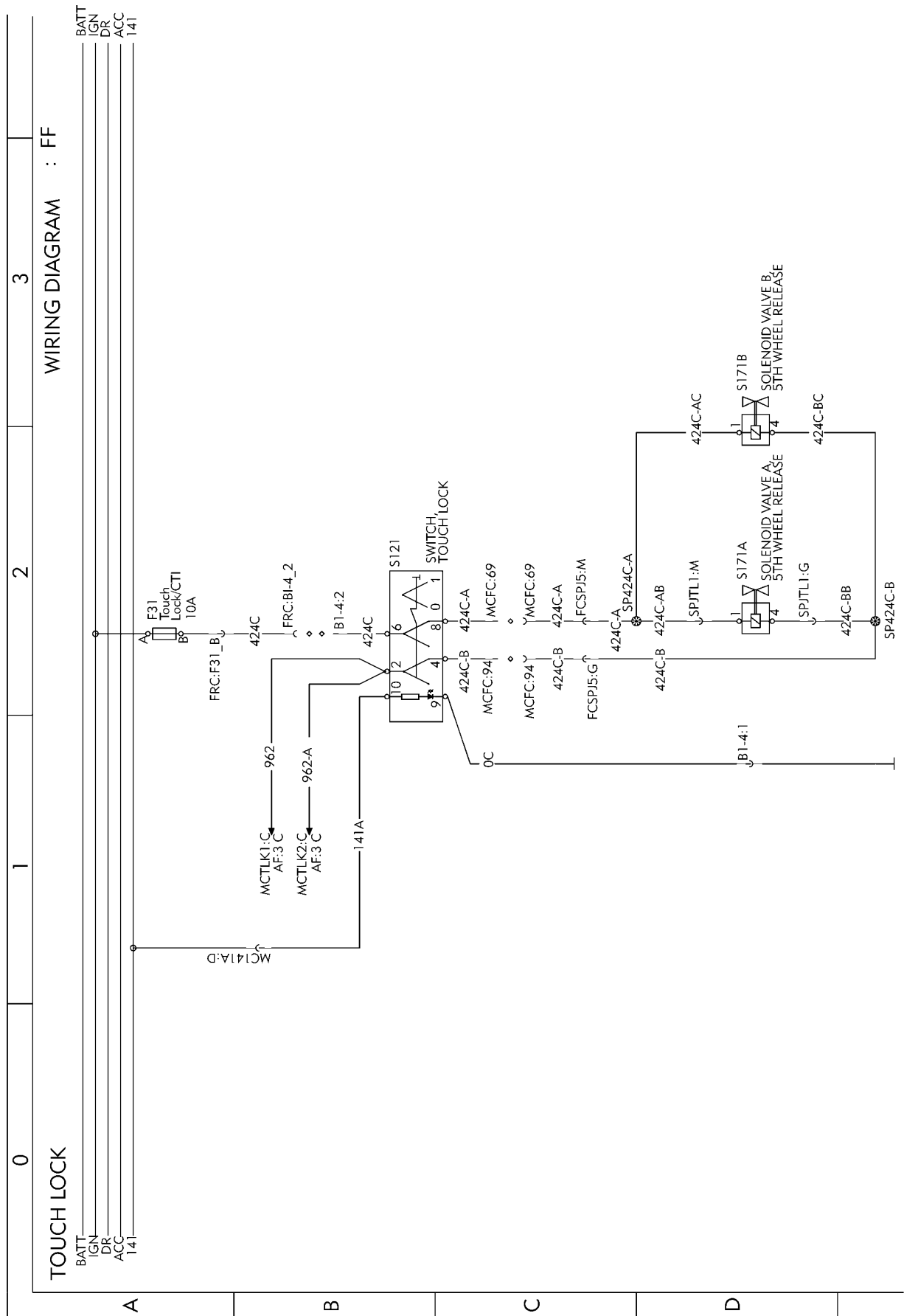


Fig. 45: FF



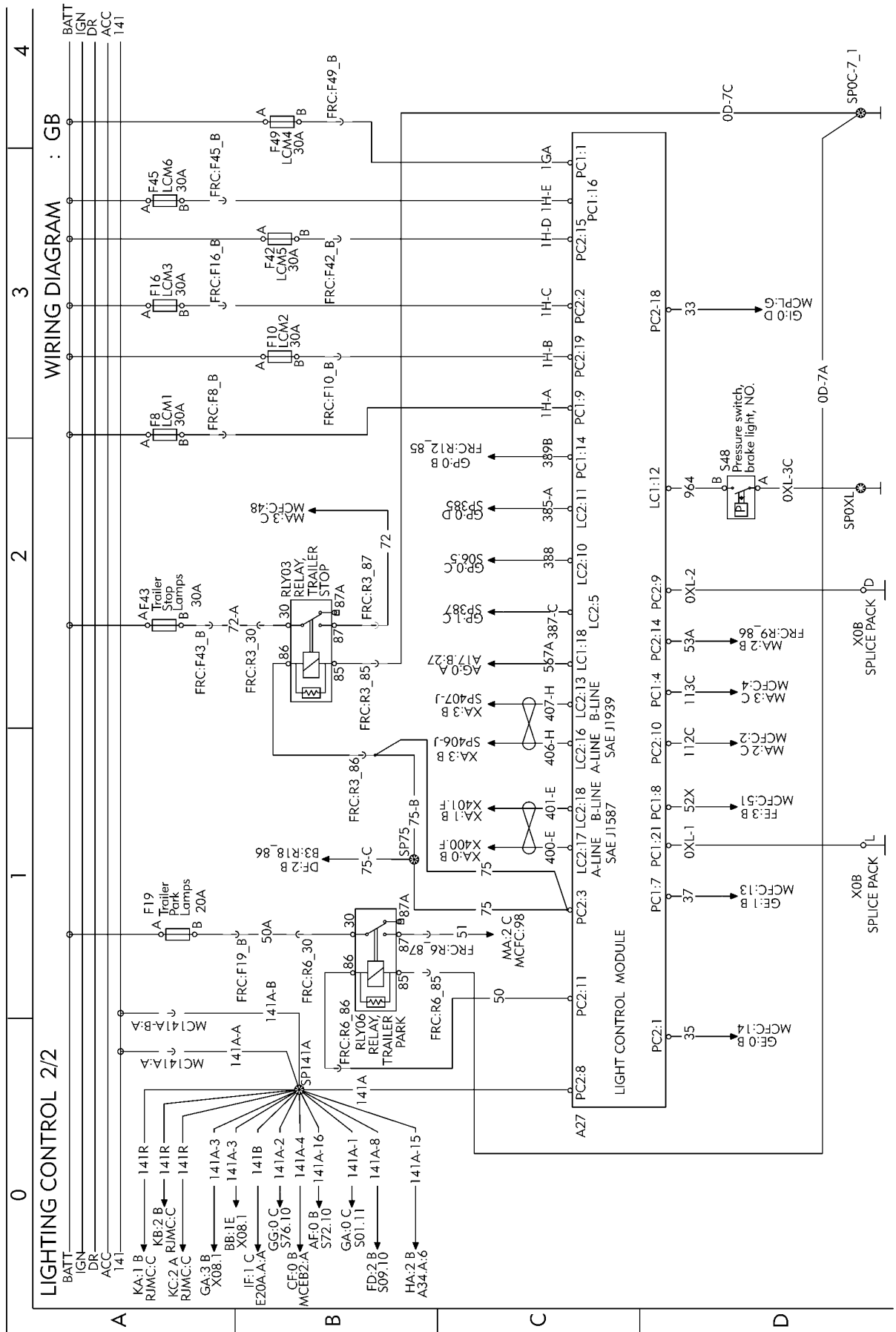


Fig. 47: GB

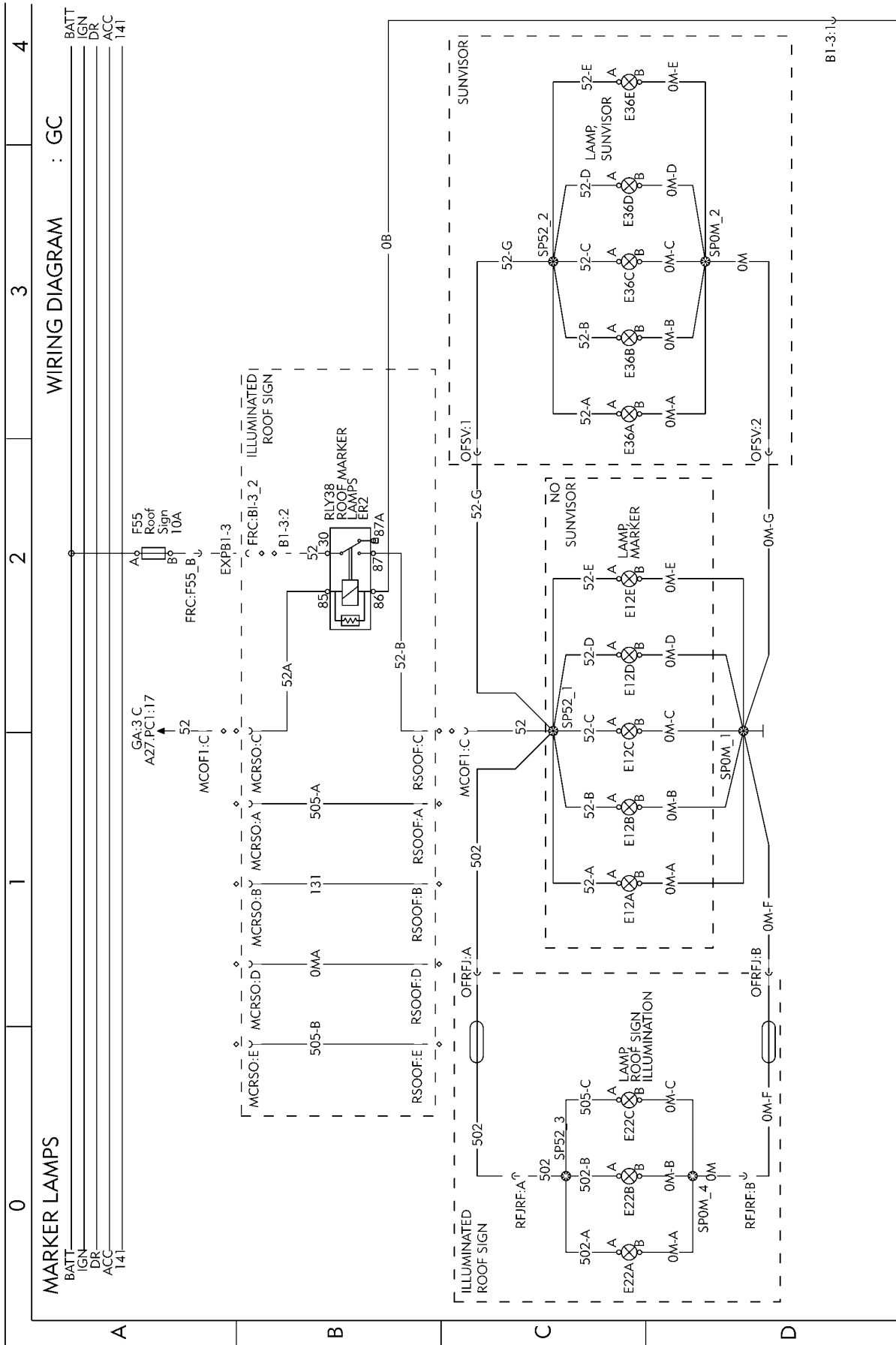


Fig. 48: GC



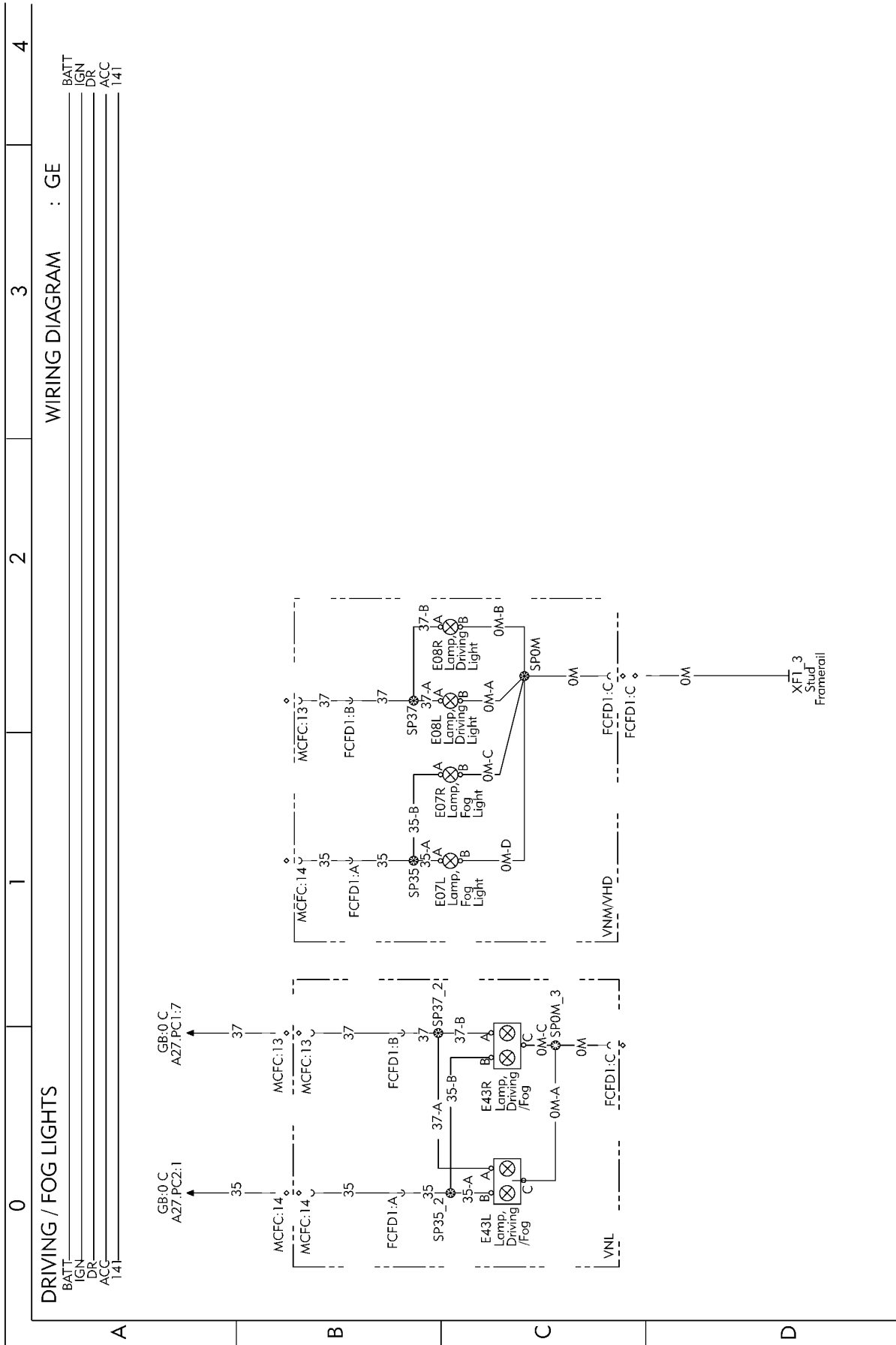


Fig. 50: GE

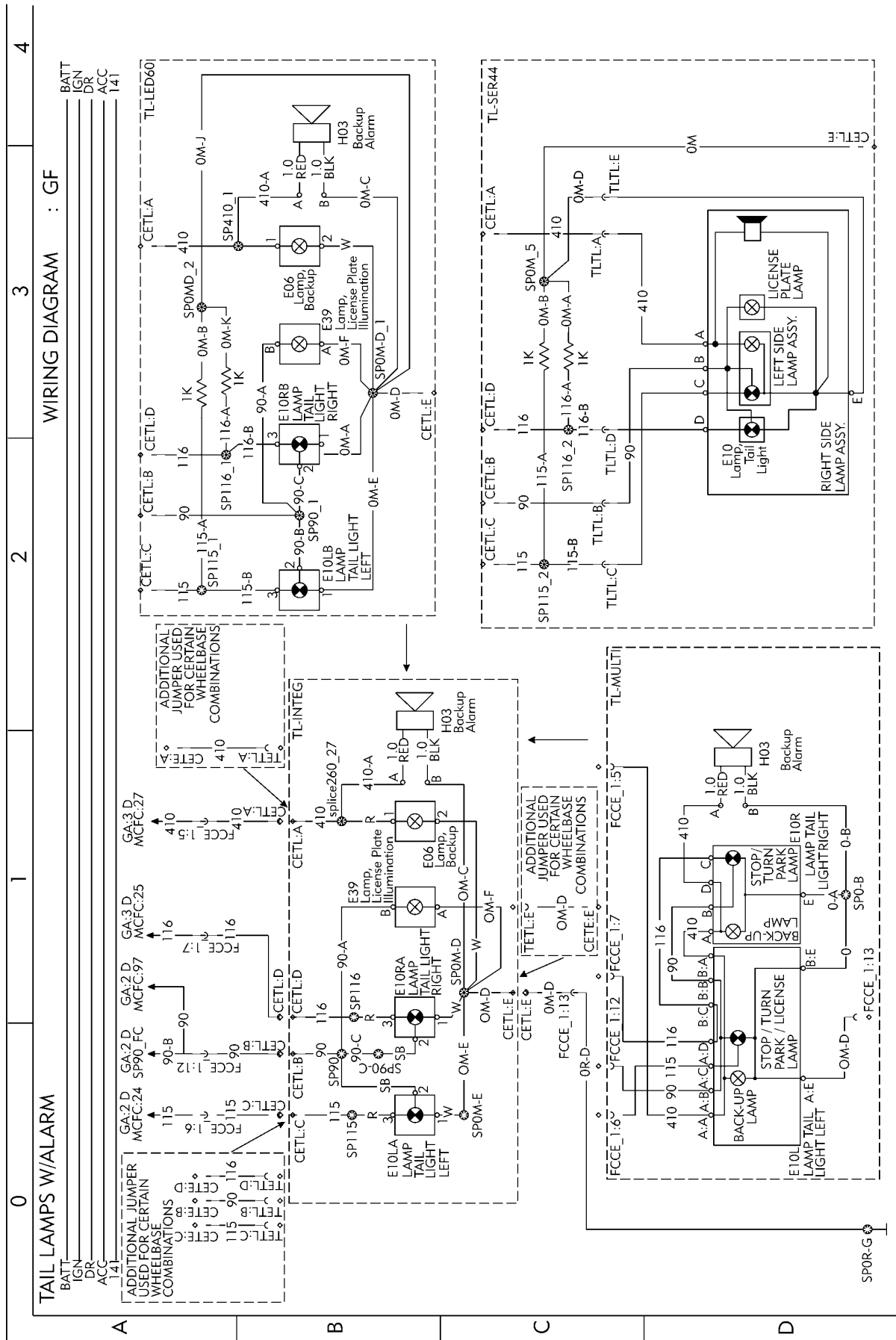


Fig. 51: GF

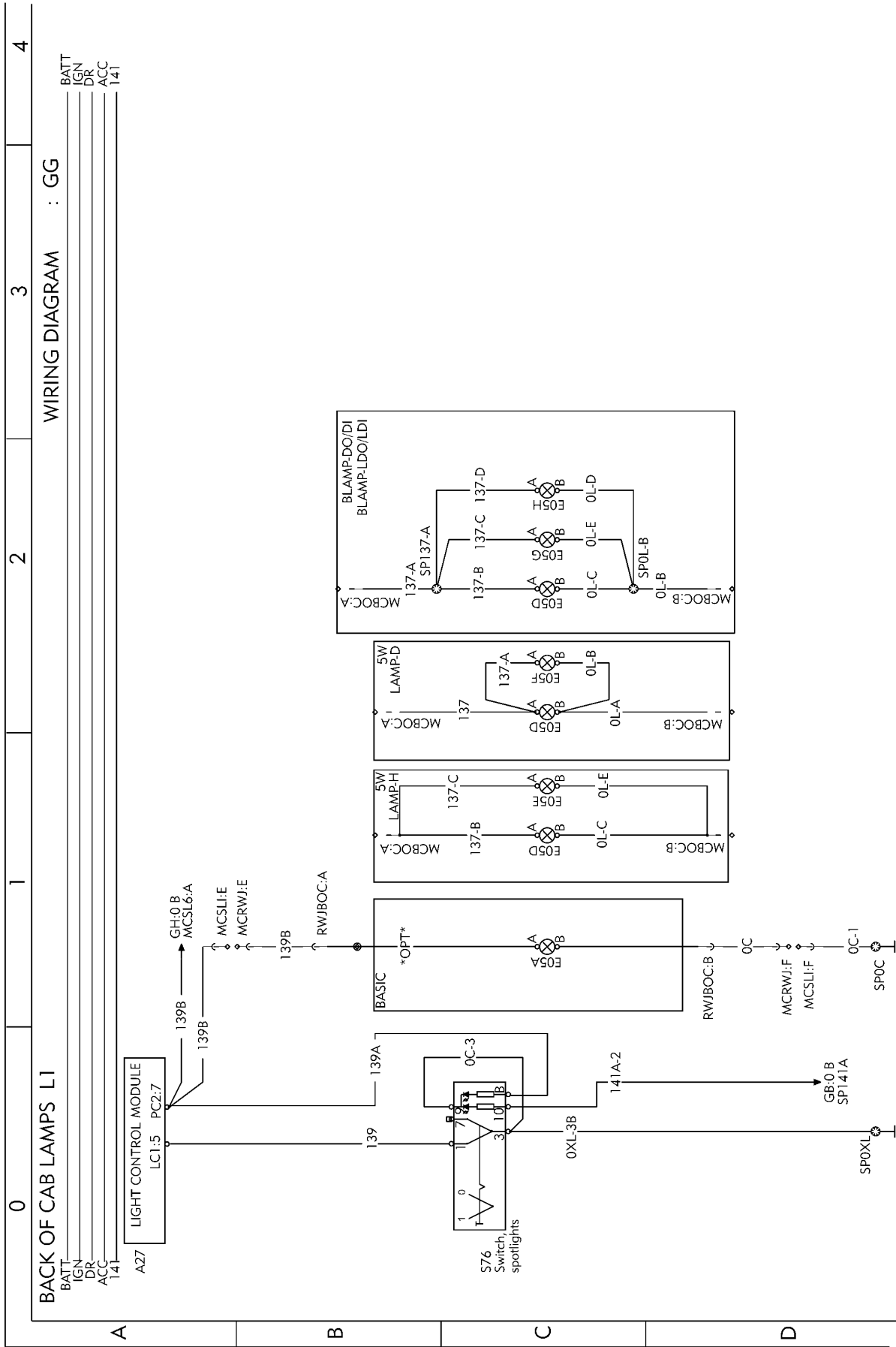


Fig. 52: GG

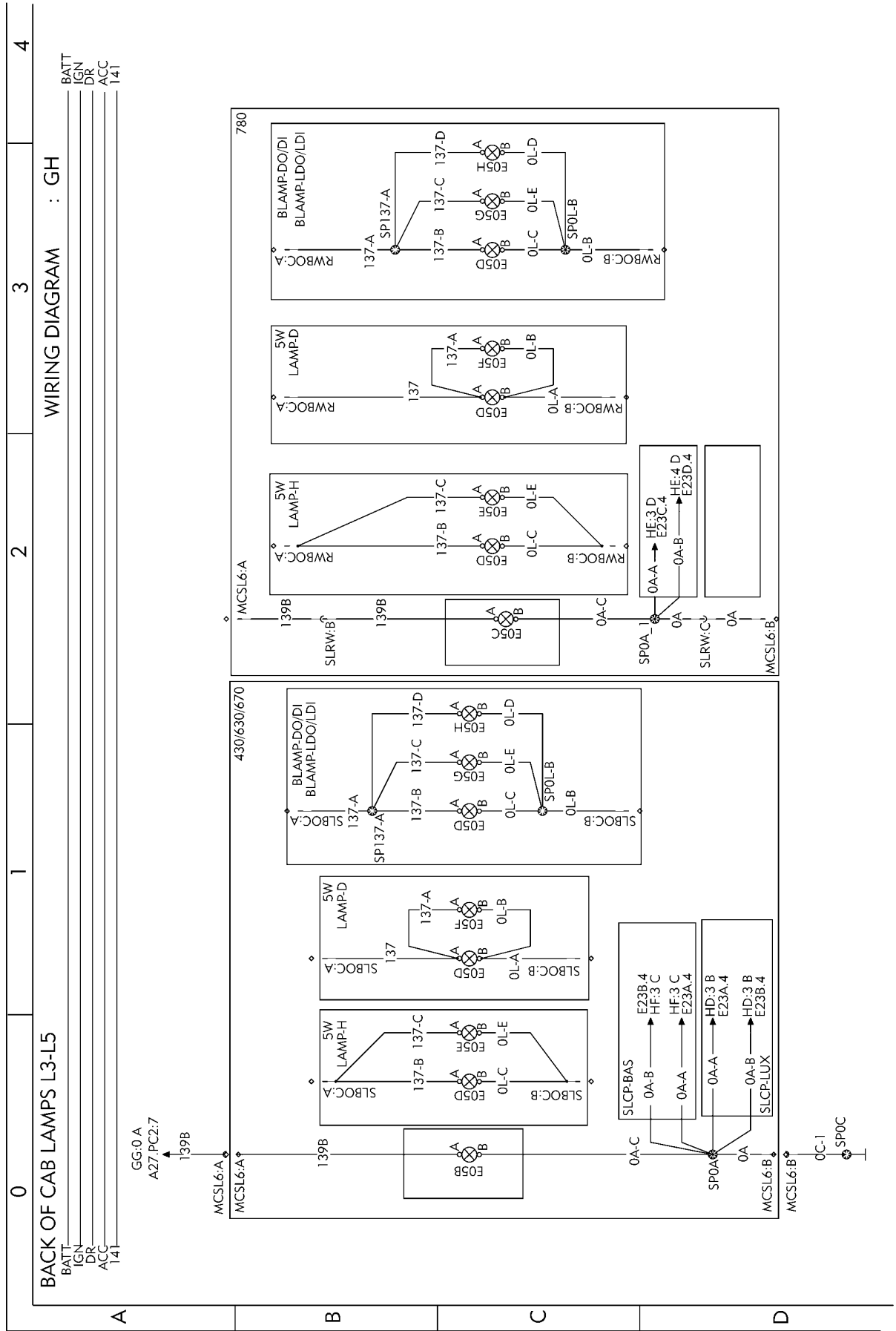


Fig. 53: GH

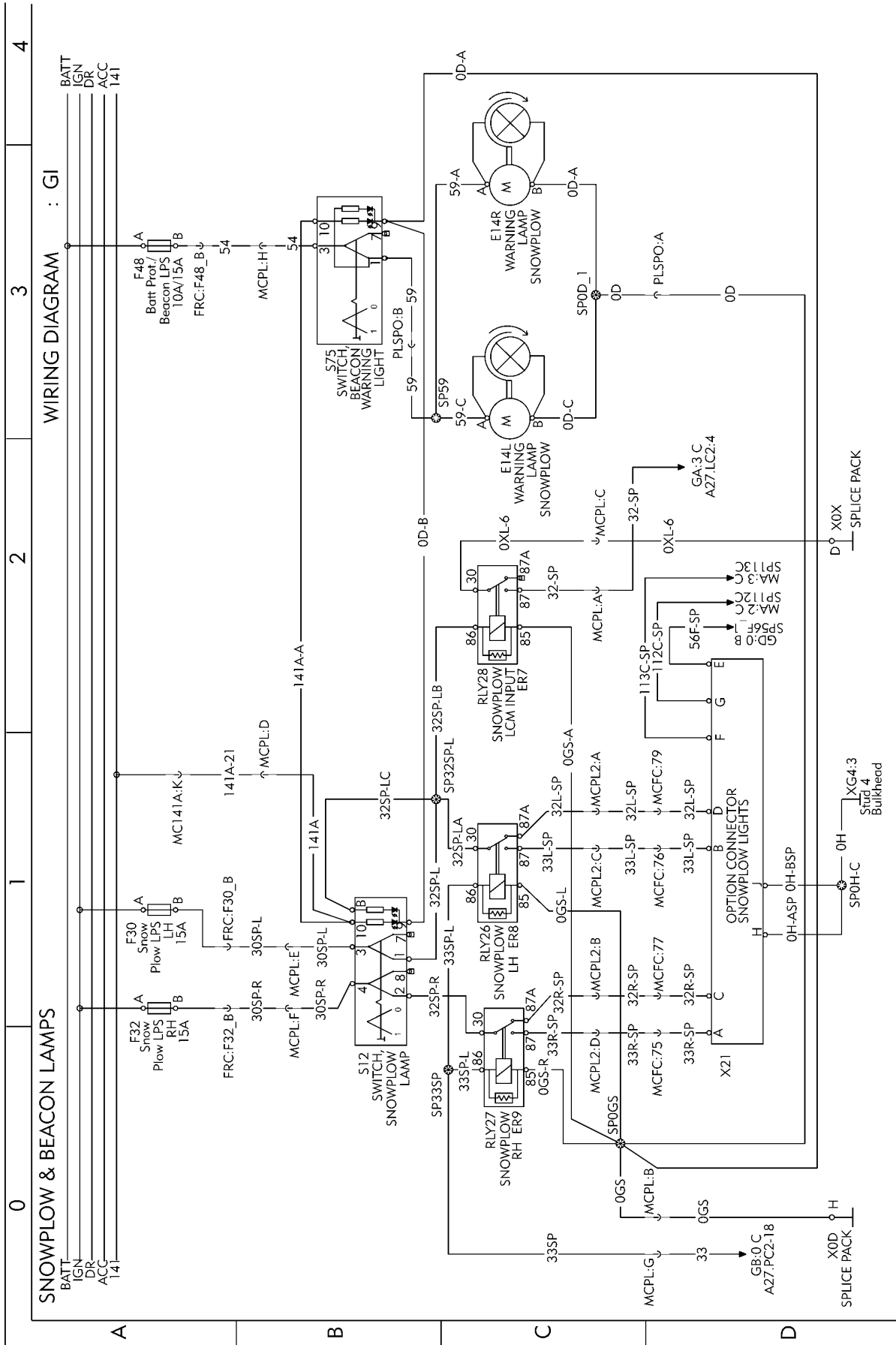


Fig. 54: GI

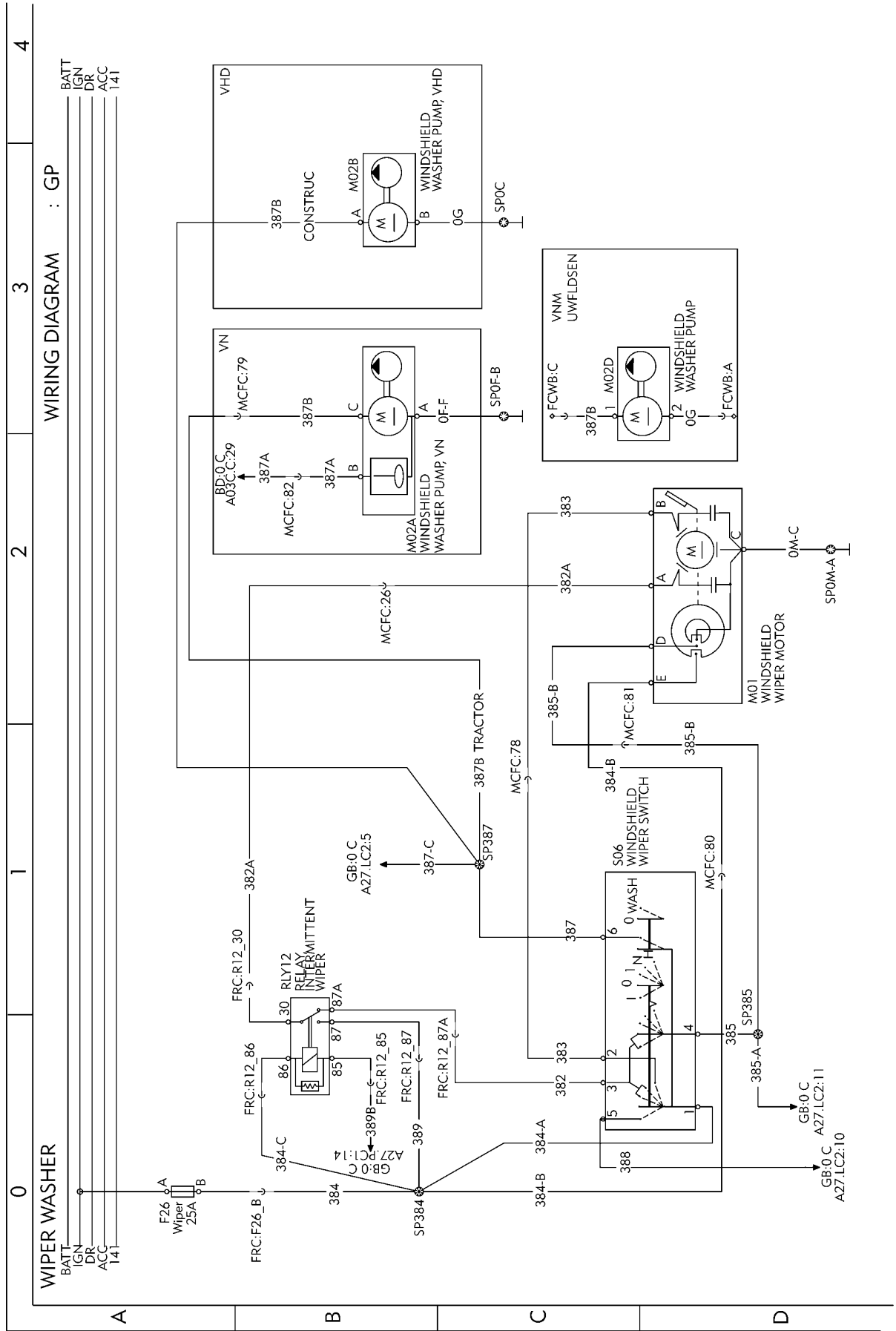


Fig. 55: GP

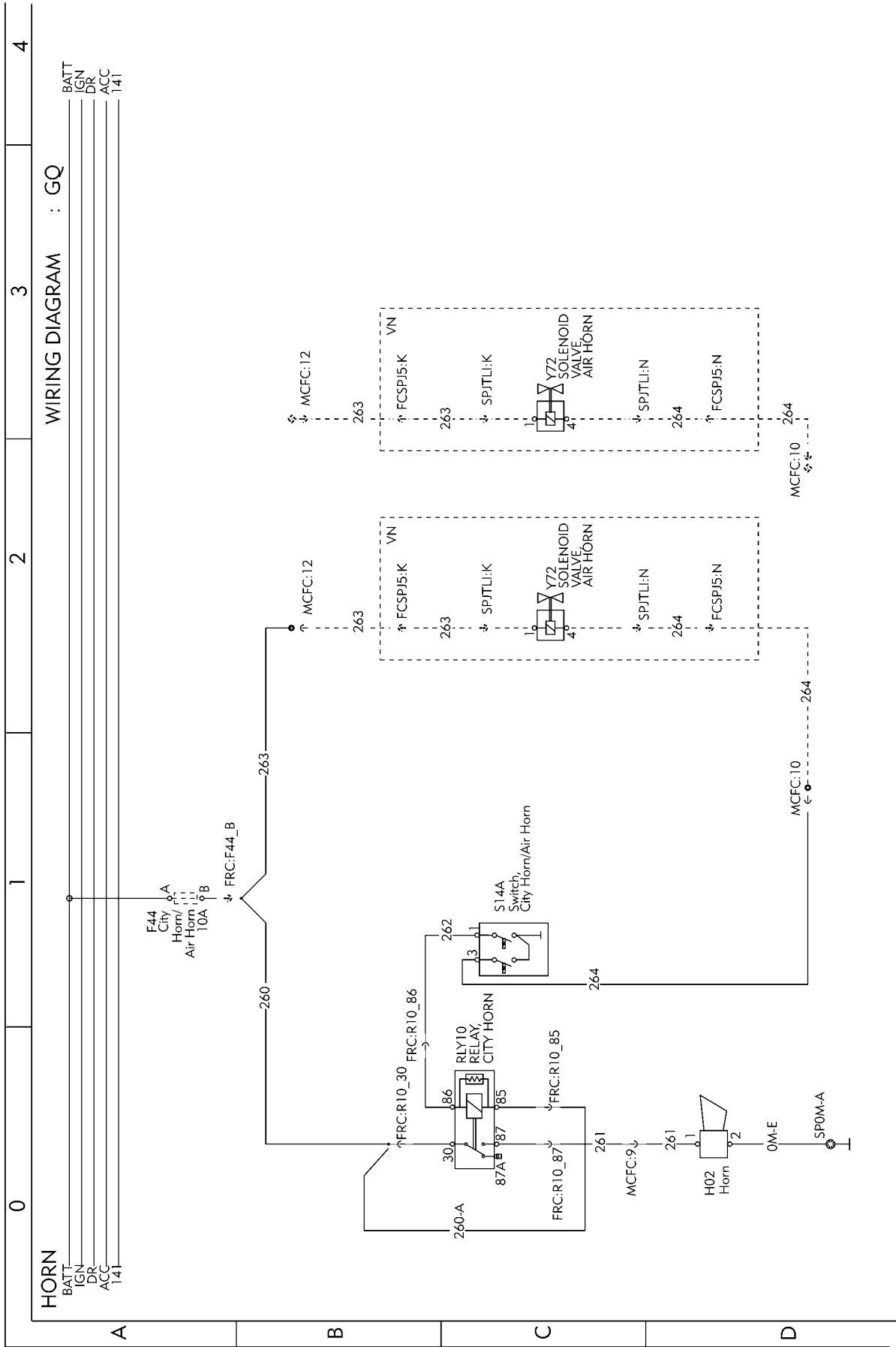


Fig. 56: GQ

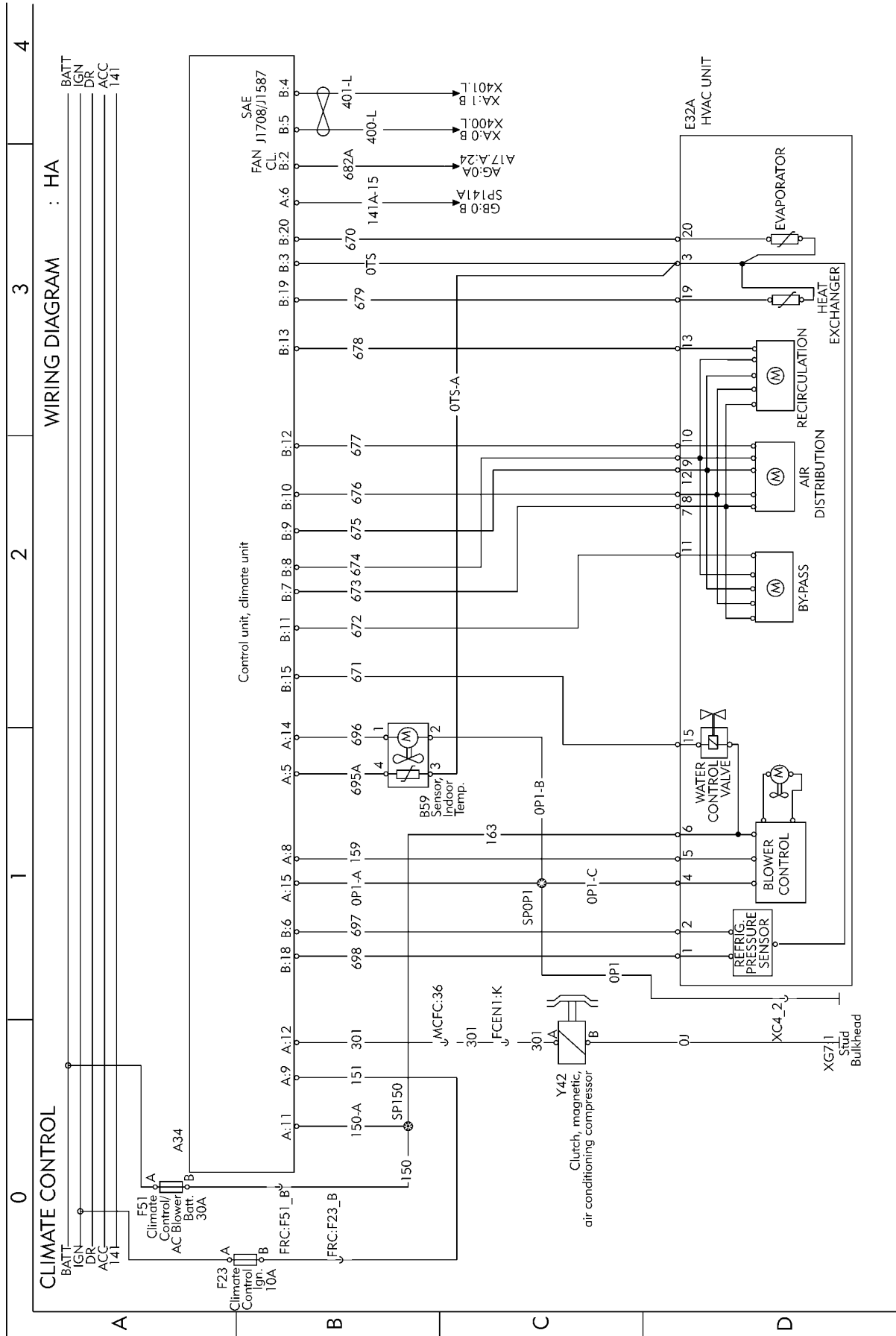


Fig. 57: HA

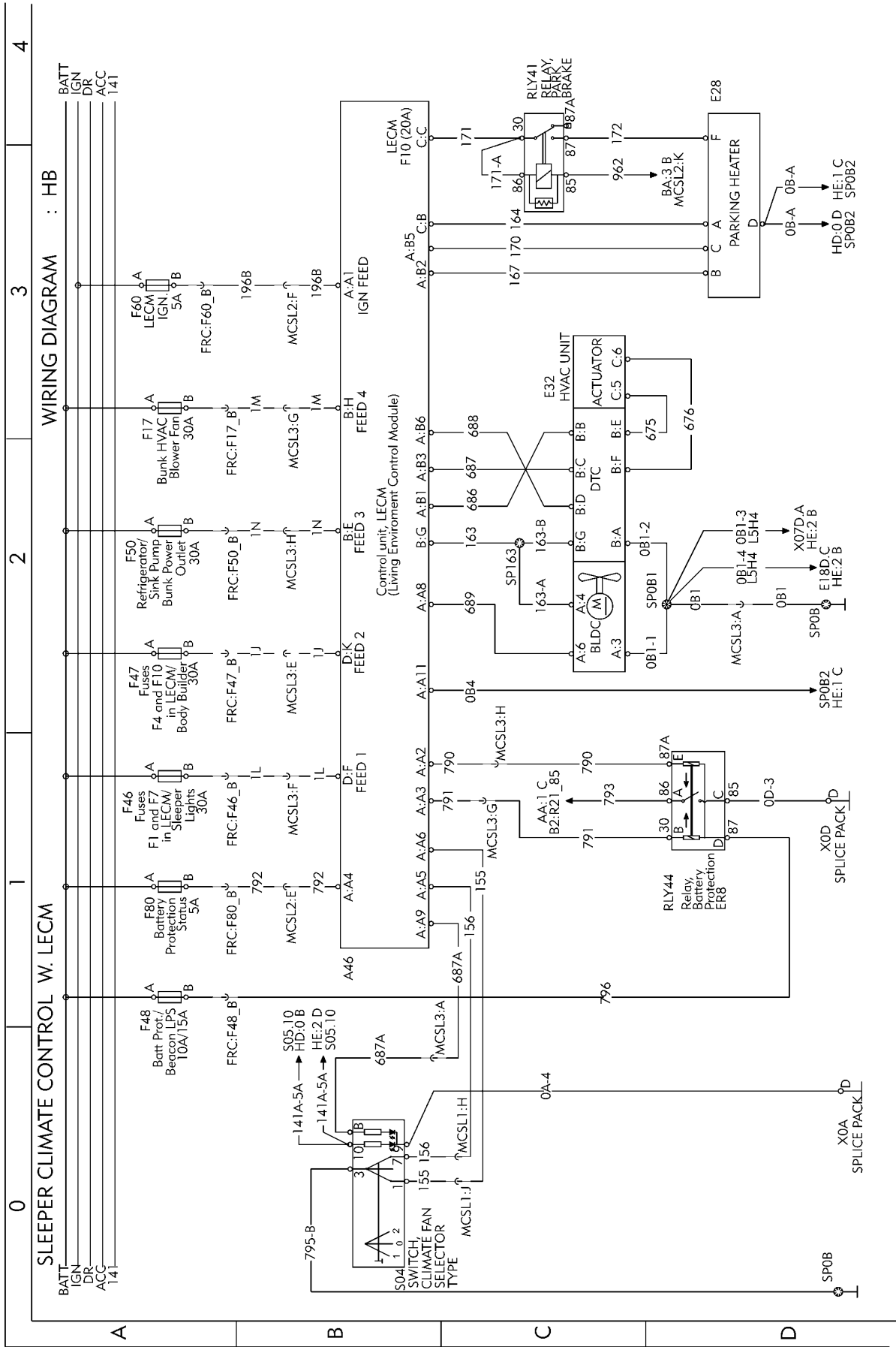


Fig. 58: HB

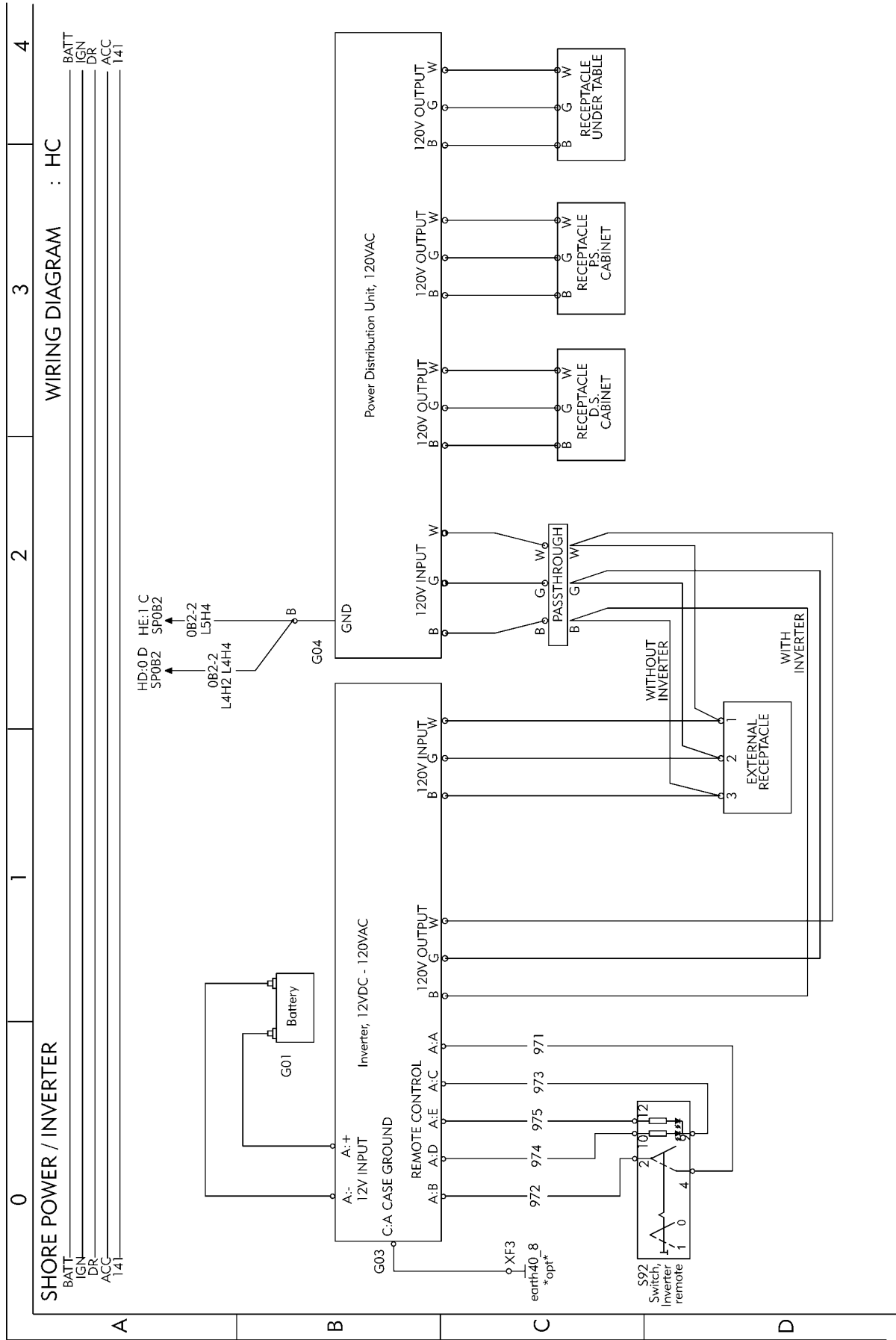


Fig. 59: HC

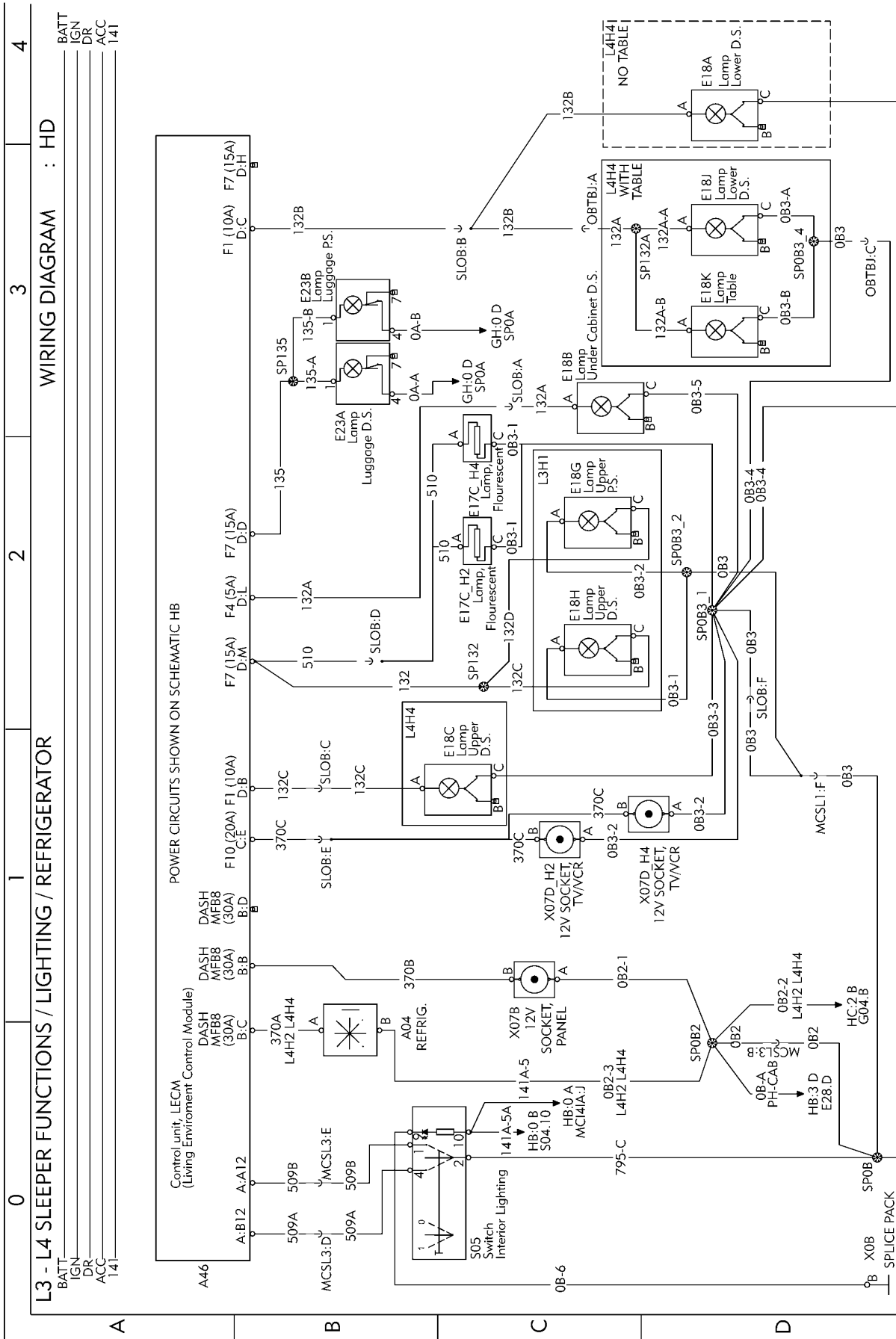


Fig. 60: HD

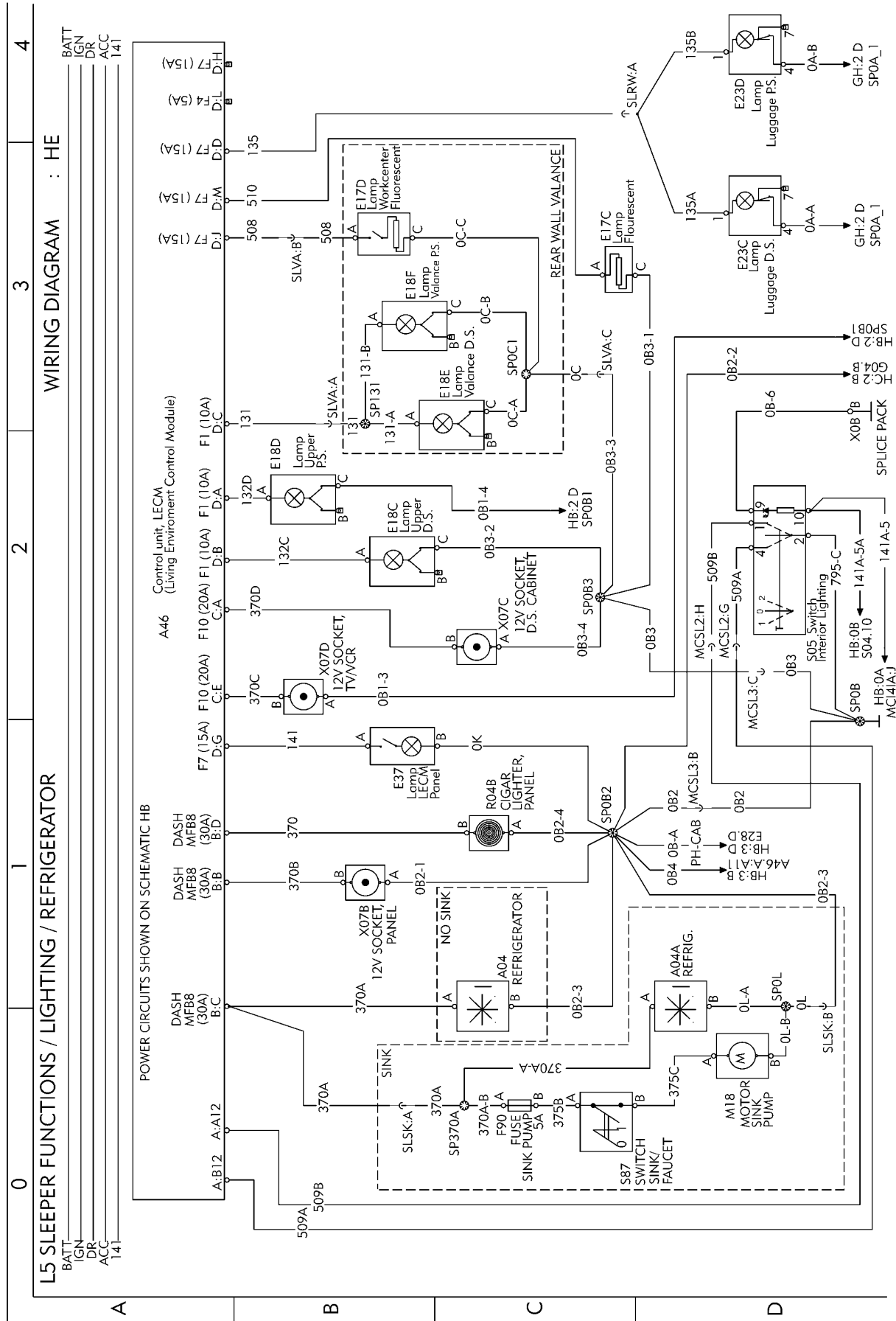


Fig. 61: HE

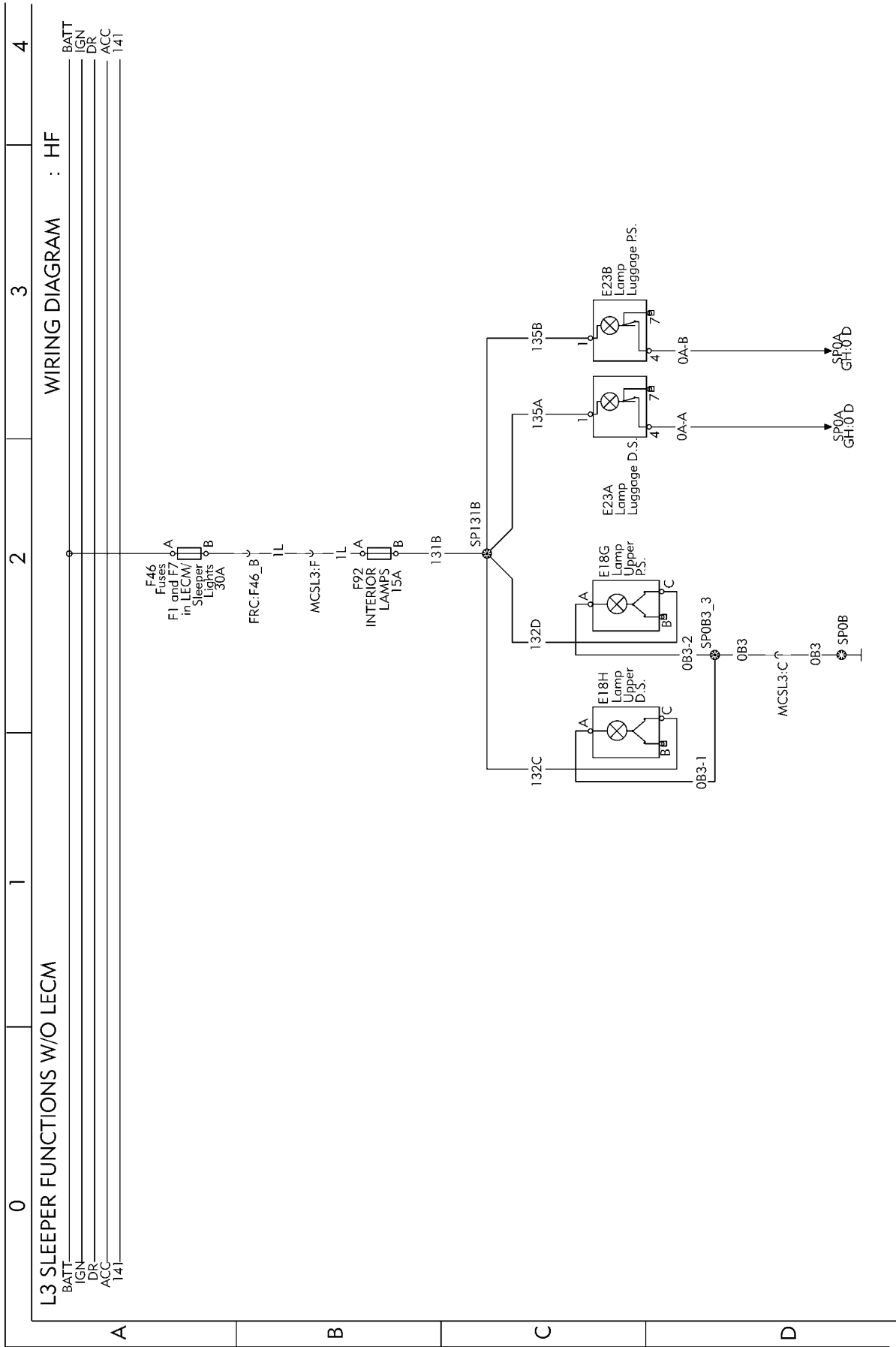


Fig. 62: HF

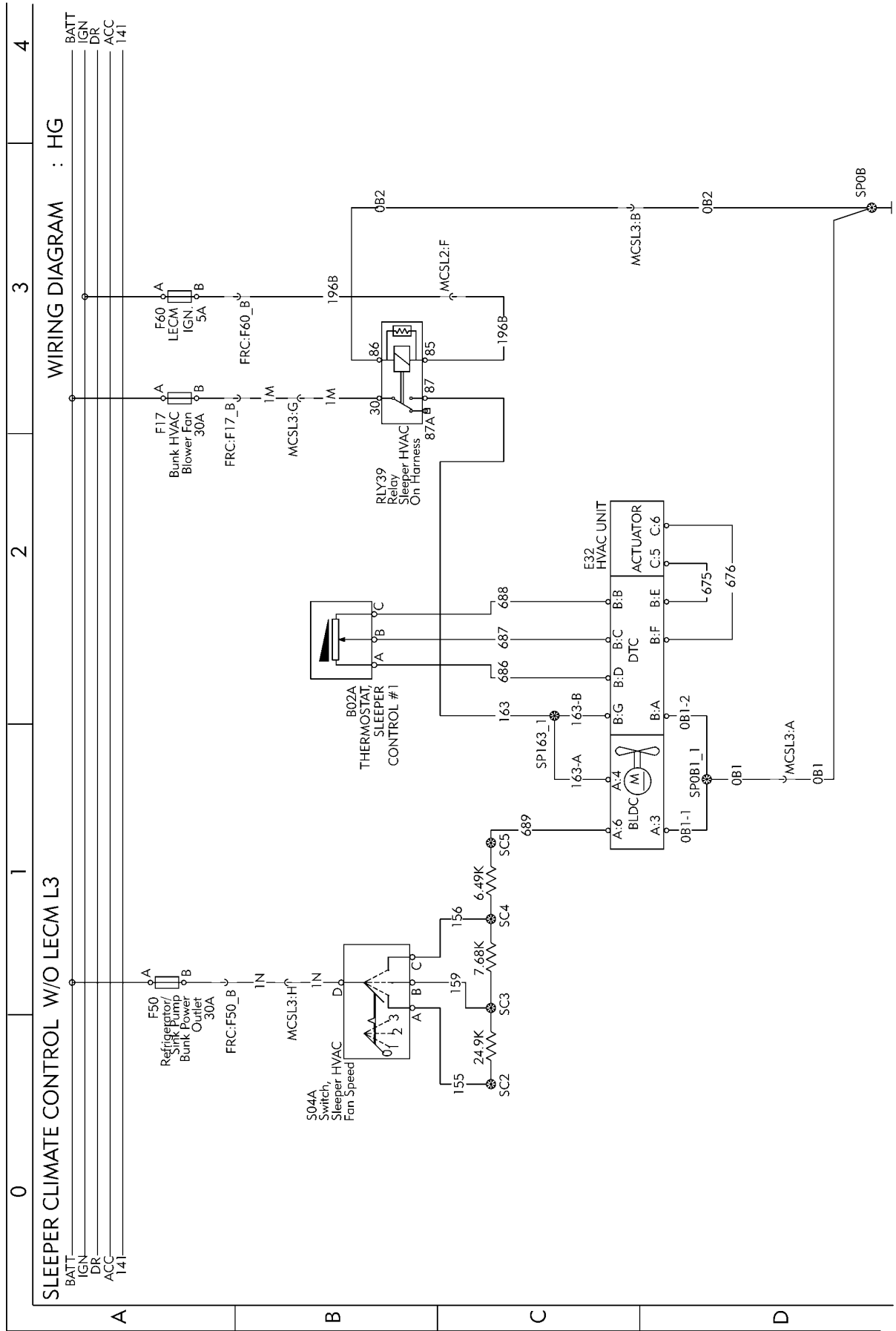


Fig. 63: HG

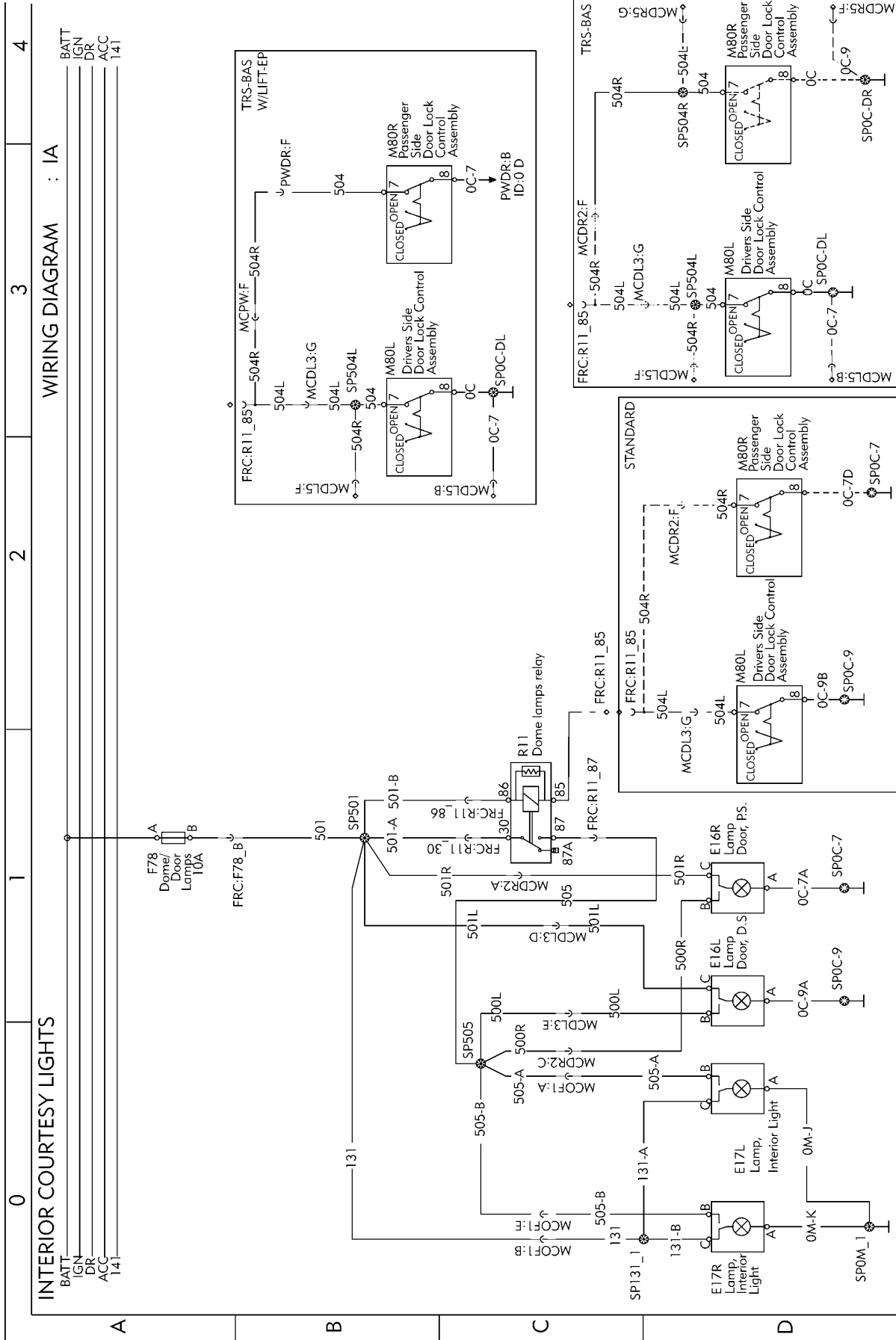


Fig. 64: IA

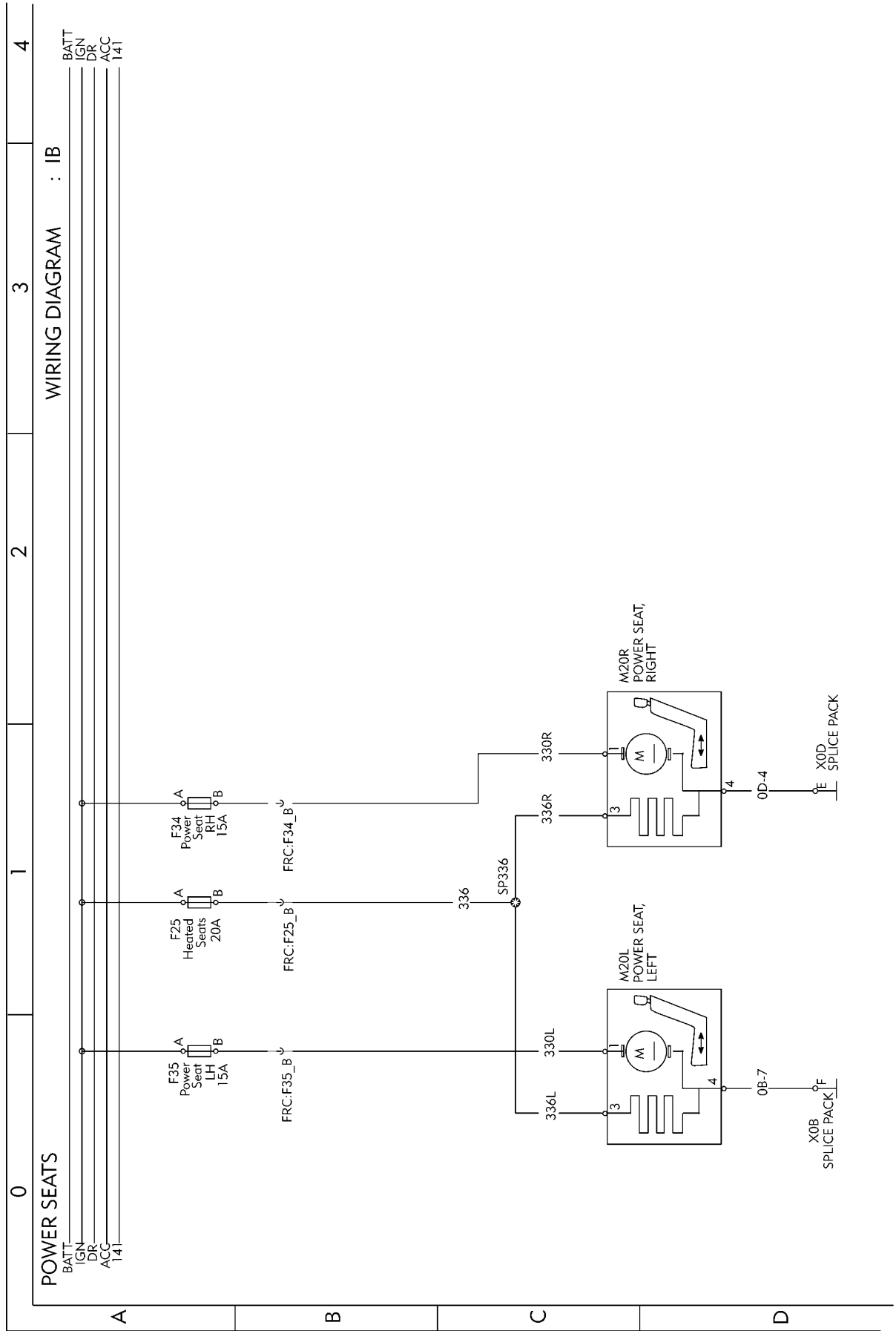


Fig. 65: IB

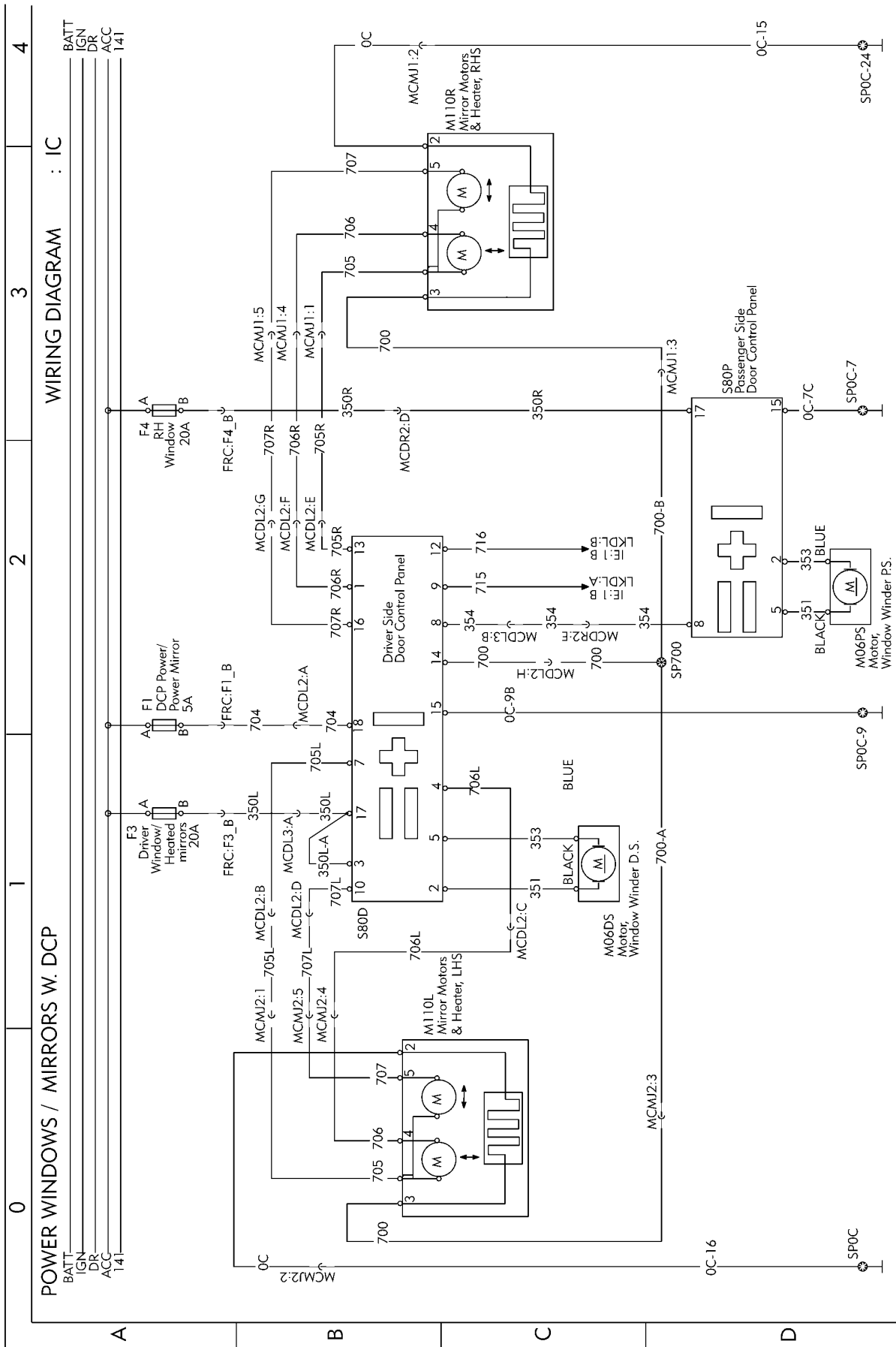


Fig. 66: IC

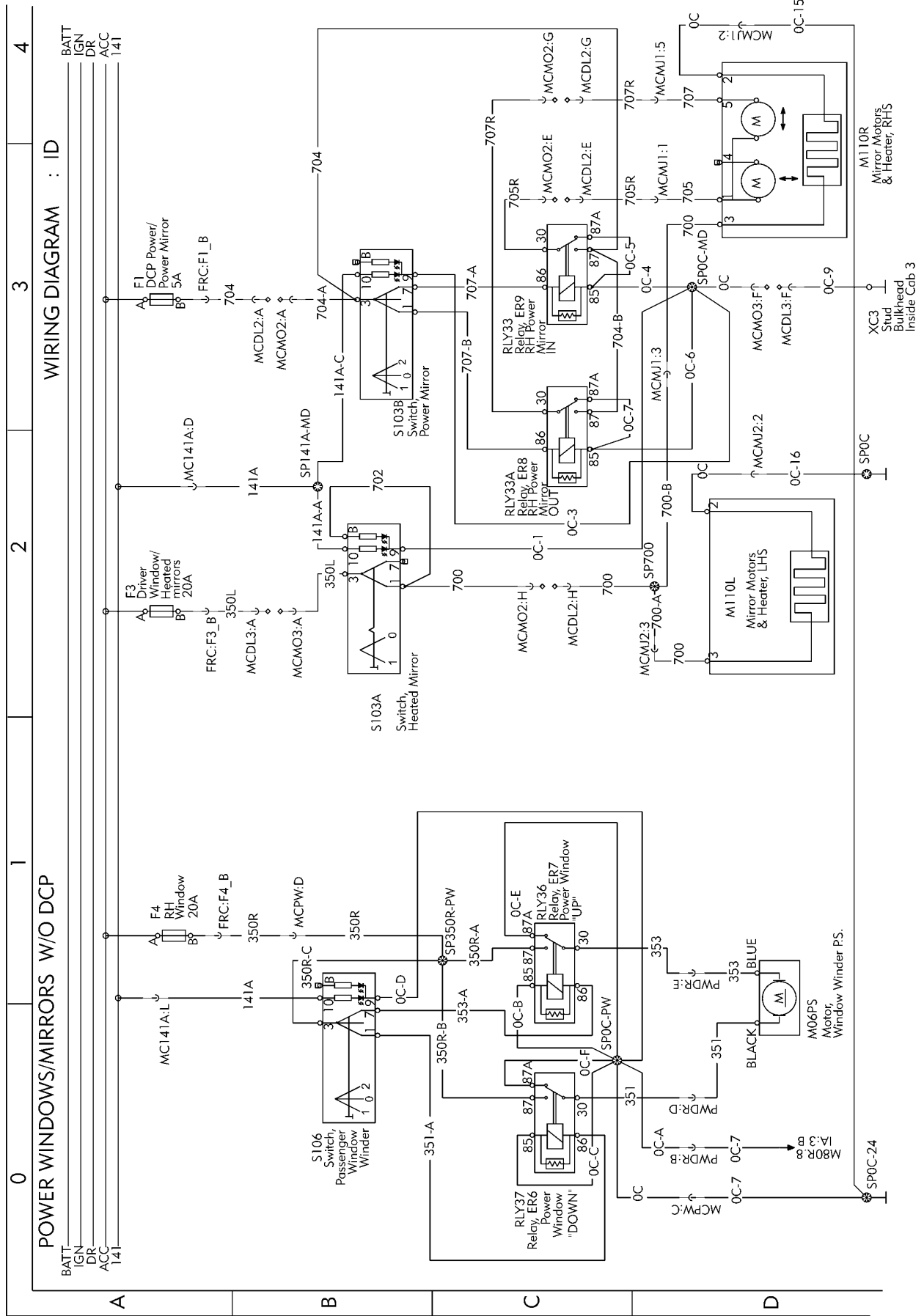


Fig. 67: ID

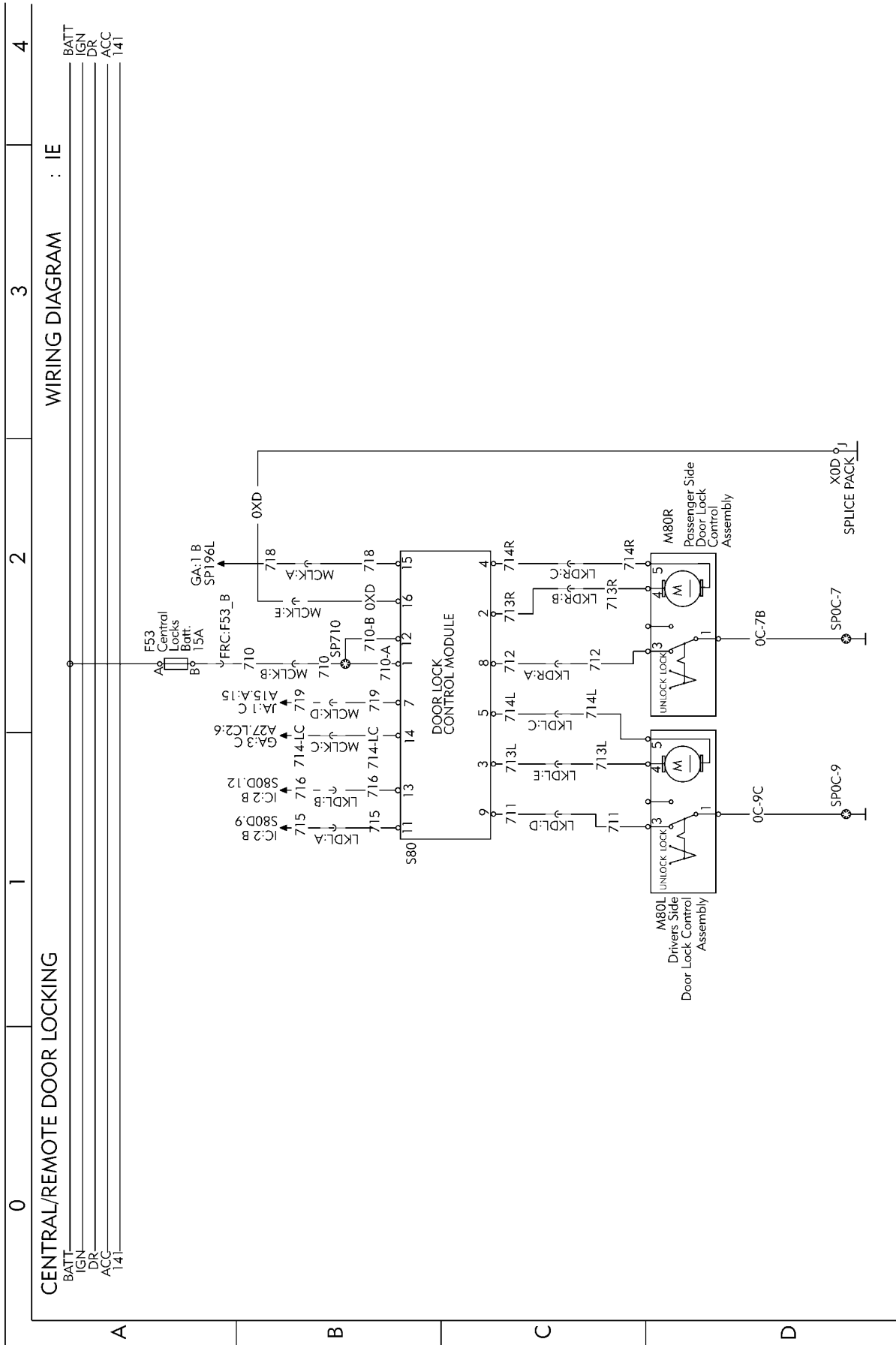


Fig. 68: IE

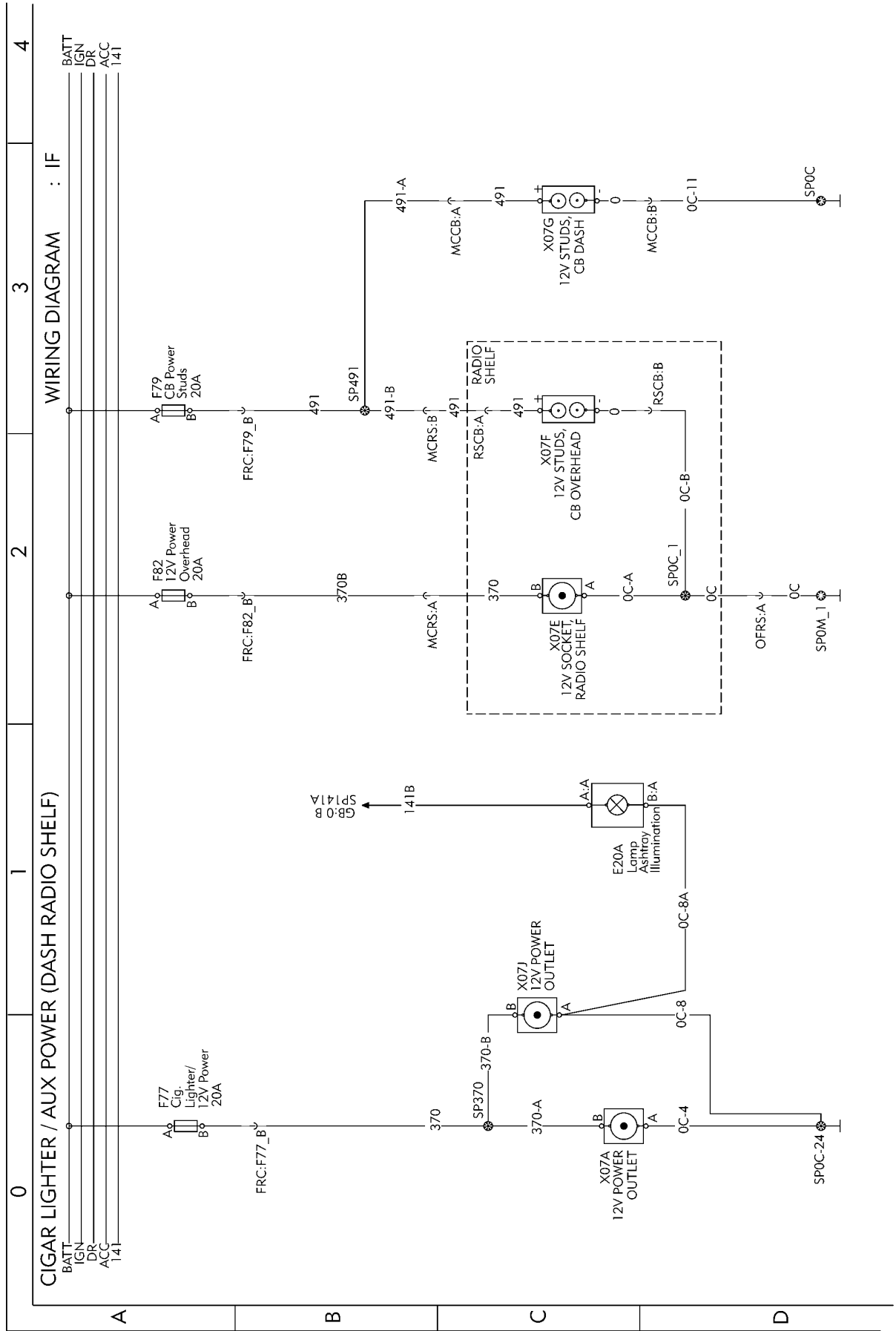


Fig. 69: IF

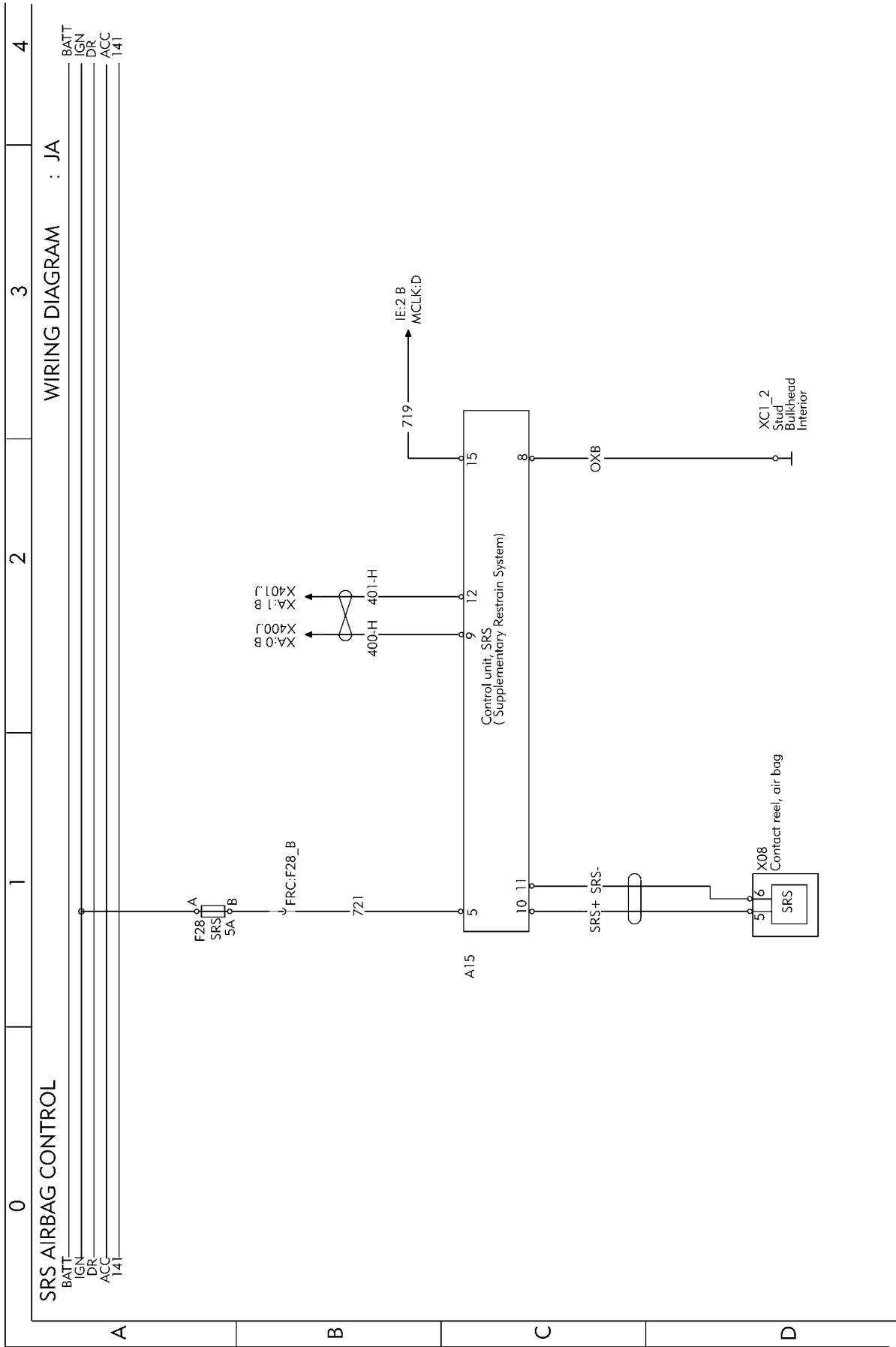


Fig. 70: JA

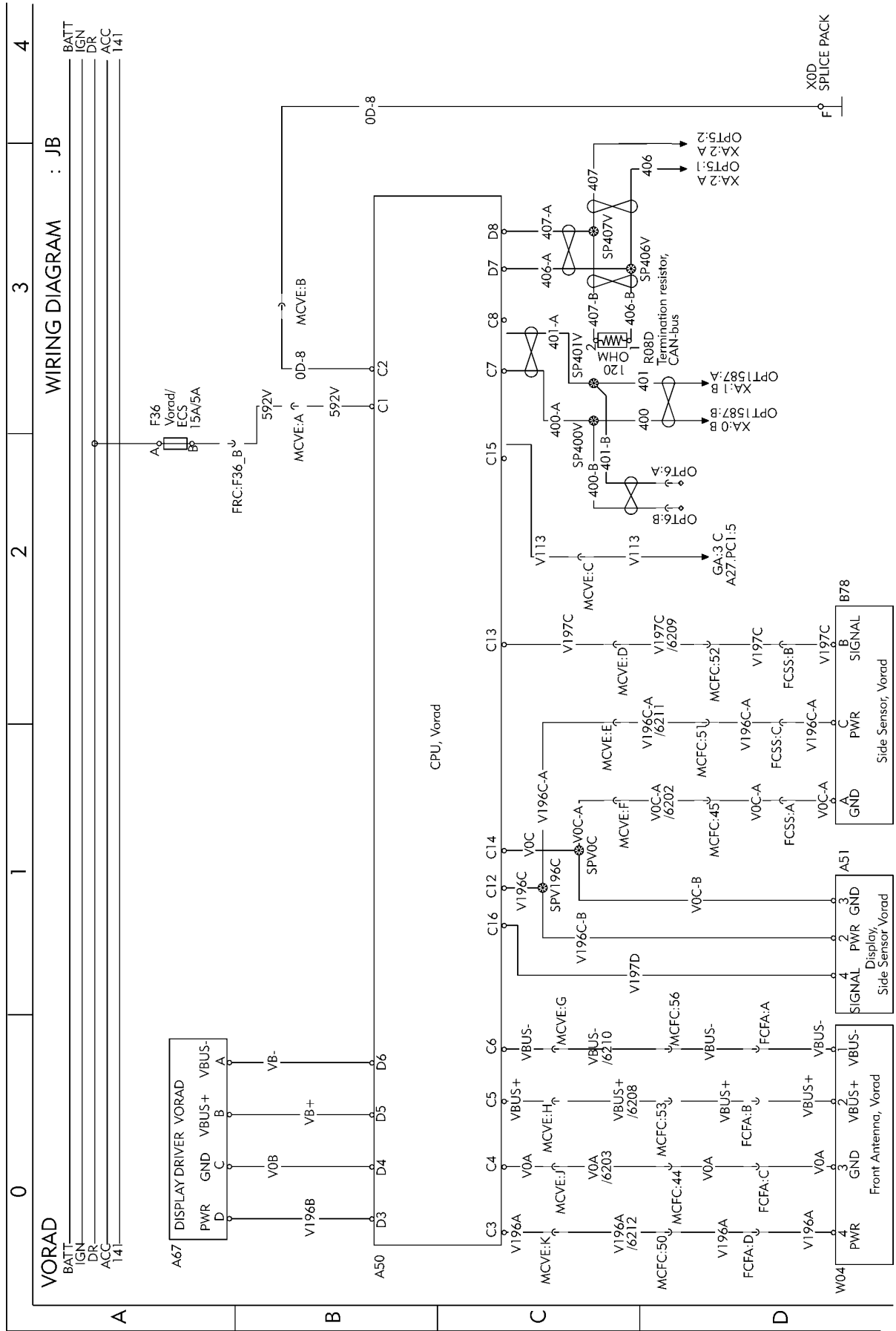


Fig. 71: JB

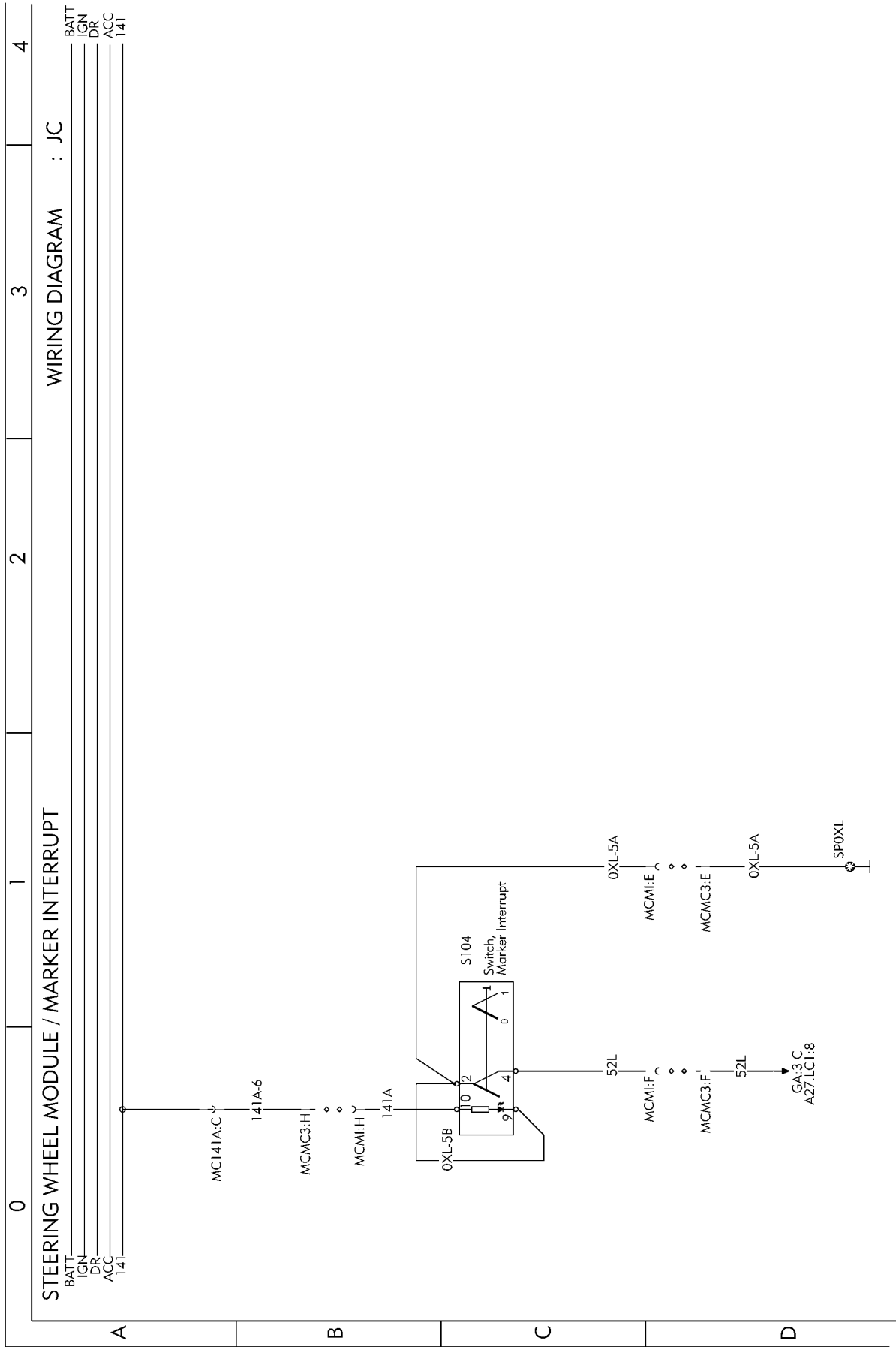


Fig. 72: JC

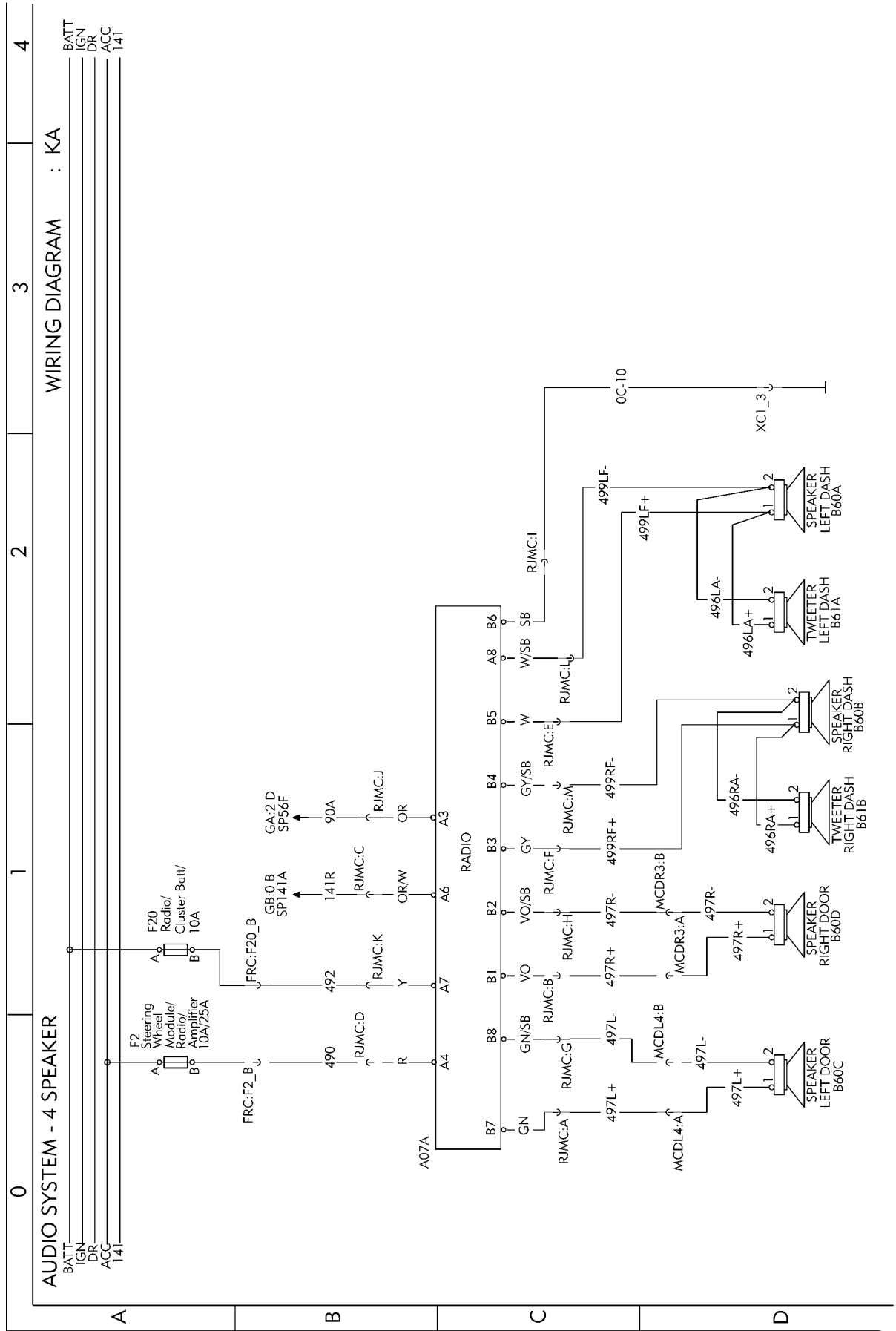


Fig. 73: KA



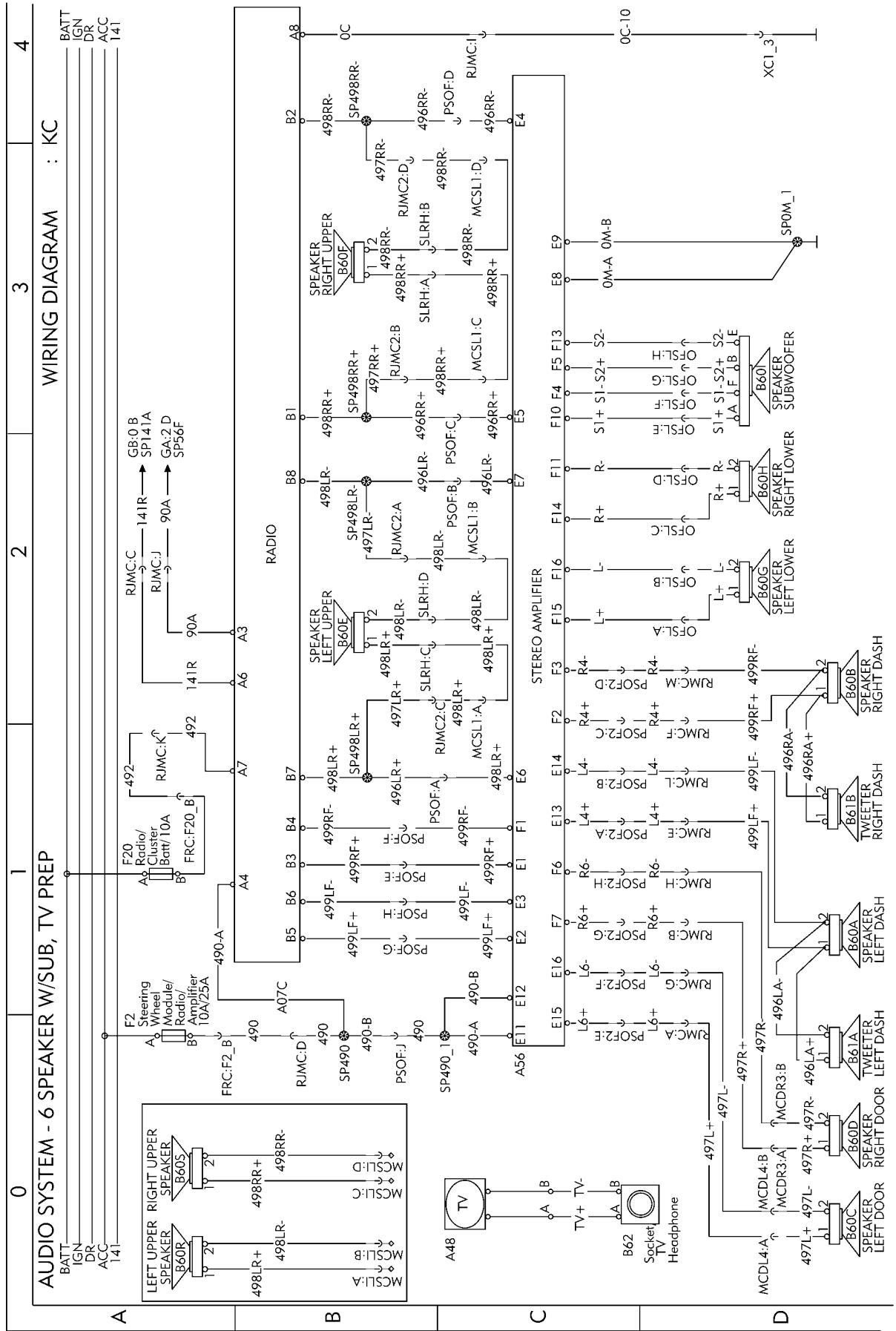


Fig. 75: KC

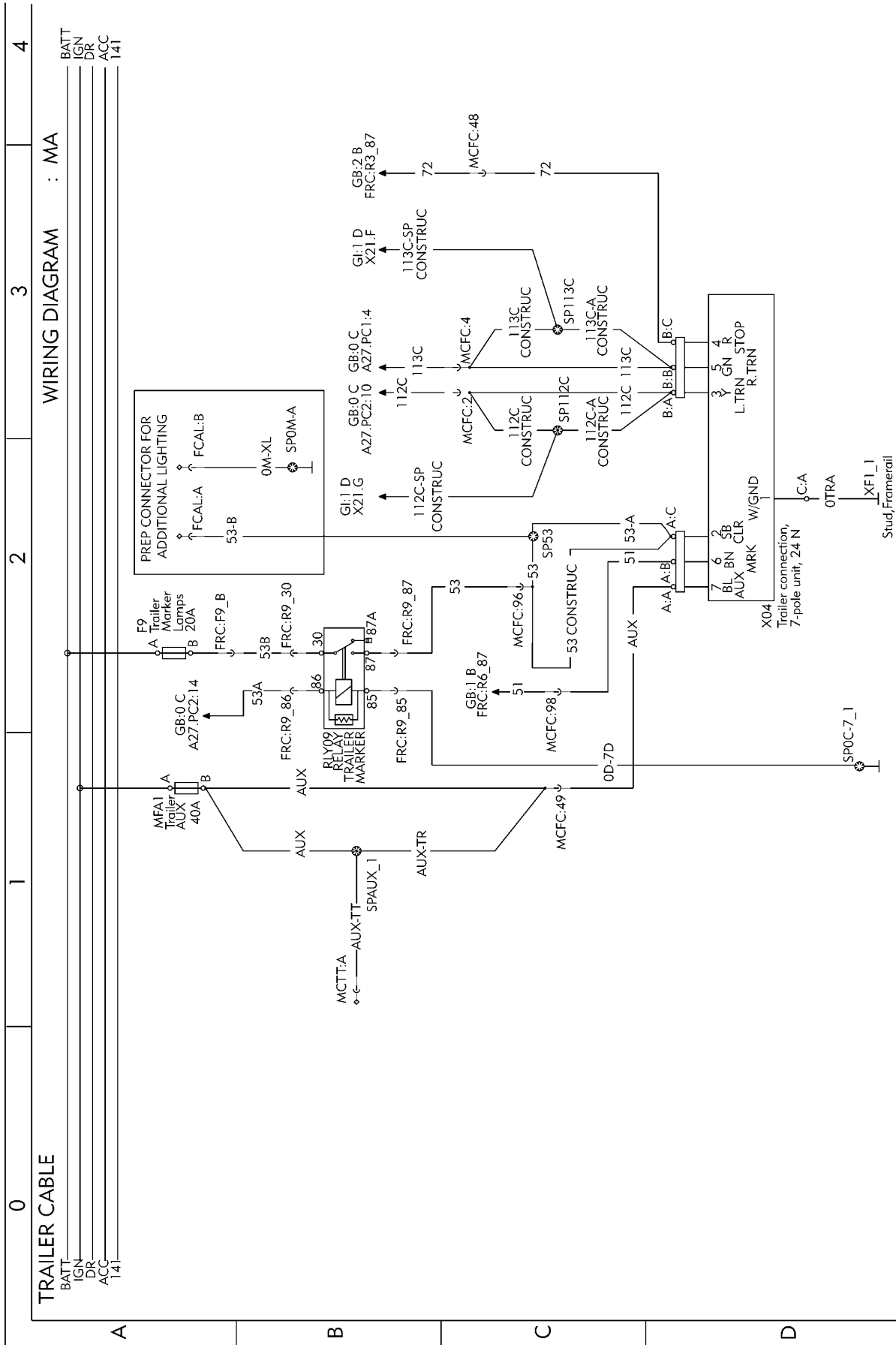


Fig. 76: MA

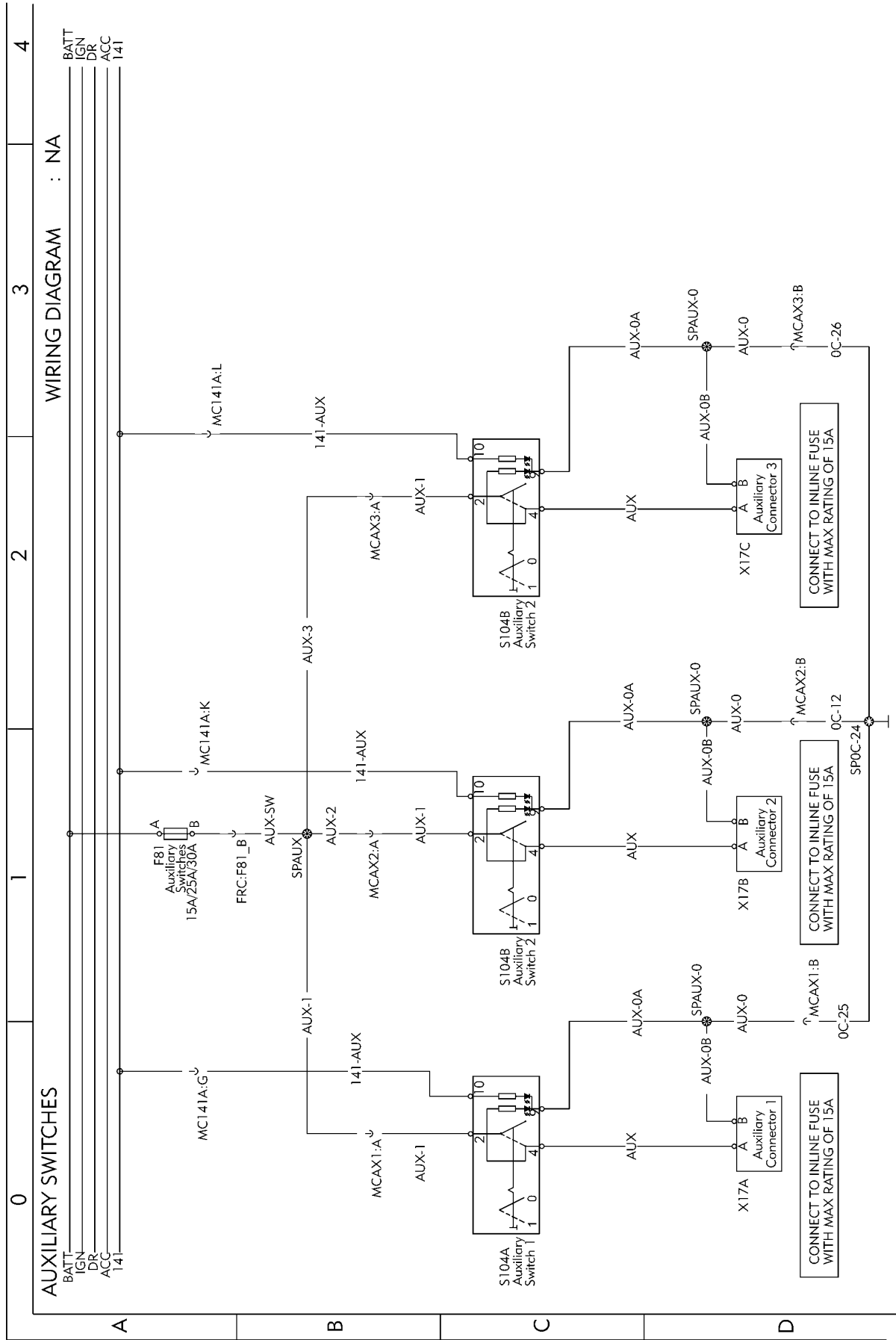


Fig. 77: NA

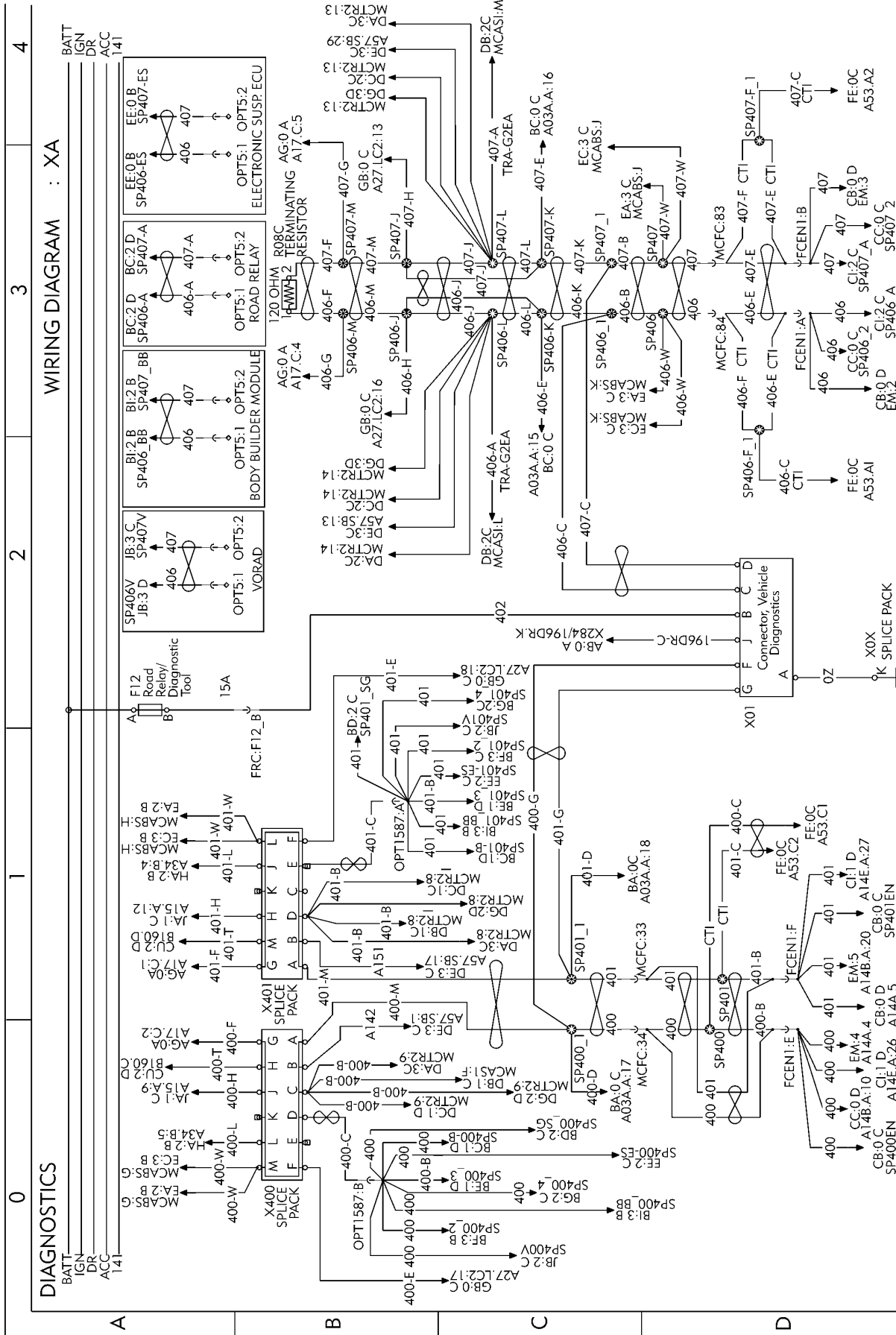


Fig. 78: XA

# List Of Connectors

## Reference List: Fuses

Fuse	Circuit	Schematic
F1	DCP power /power mirror	{IC 2 A} Fig. 66: IC page 72 {AB 3 D} Fig. 2: AB page 8 {ID 3 A} Fig. 67: ID page 73
F2	Radio without Icon / Amp.	{BA 1 A} Fig. 9: BA page 15 {KA 0 A} Fig. 73: KA page 79 {KB 2 A} Fig. 74: KB page 80 {KC 0 A} Fig. 75: KC page 81 {AB 3 D} Fig. 2: AB page 8
F3	Driver window/ heated mirrors	{IC 1 A} Fig. 66: IC page 72 {AB 3 D} Fig. 2: AB page 8 {ID 2 A} Fig. 67: ID page 73
F4	RH Window	{IC 3 A} Fig. 66: IC page 72 {AB 3 D} Fig. 2: AB page 8 {ID 1 A} Fig. 67: ID page 73
F5	Not Used	{AB 3 D} Fig. 2: AB page 8
F6	Not Used	{AB 4 D} Fig. 2: AB page 8
F7	Not Used	{AB 4 D} Fig. 2: AB page 8
F8	LCM1	{GB 2 A} Fig. 47: GB page 53 {AB 3 C} Fig. 2: AB page 8
F9	Trailer Marker Relay	{MA 2 A} Fig. 76: MA page 82 {AB 3 C} Fig. 2: AB page 8
F10	LCM2	{GB 2 B} Fig. 47: GB page 53 {AB 3 C} Fig. 2: AB page 8
F11	Battery Expansion/ Volvo Link	{AB 3 C} Fig. 2: AB page 8 {BD 2 A} Fig. 12: BD page 18
F12	Road Relay/Battery Expansion	{XA 2 A} Fig. 78: XA page 84 {BC 1 A} Fig. 11: BC page 17 {AB 4 C} Fig. 2: AB page 8
F13	Qualcomm/Volvo Link/Mobile Max 2	{BE 0 A} Fig. 13: BE page 19 {BF 1 A} Fig. 14: BF page 20 {AB 4 C} Fig. 2: AB page 8 {BG 1 A} Fig. 15: BG page 21
F14	Spare (ECS)	{AB 4 C} Fig. 2: AB page 8 {EE 4 A} Fig. 39: EE page 45
F15	Key Batt+	{AB 1 B} Fig. 2: AB page 8
F16	LCM3	{AB 1 B} Fig. 2: AB page 8 {GB 3 A} Fig. 47: GB page 53
F17	Bunk HVAC Blower Fan	{HB 3 A} Fig. 58: HB page 64 {AB 2 B} Fig. 2: AB page 8 {HG 3 A} Fig. 63: HG page 69
F18	Temp A Start	{CU 1 A} Fig. 27: CU page 33 {AB 2 B} Fig. 2: AB page 8
F19	Trailer Park Lamps	{GB 1 A} Fig. 47: GB page 53 {AB 2 B} Fig. 2: AB page 8
F20	Radio/Cluster Batt.	{BA 0 A} Fig. 9: BA page 15 {KA 1 A} Fig. 73: KA page 79 {KB 2 A} Fig. 74: KB page 80 {KC 1 A} Fig. 75: KC page 81 {AB 2 B} Fig. 2: AB page 8

Fuse	Circuit	Schematic
F21	Cummins Engine Ign.	{AA 2 D} Fig. 1: AA page 7 {CC 1 B} Fig. 20: CC page 26 {CI 3 B} Fig. 24: CI page 30
F22	Fuel filter	{CE 2 A} Fig. 22: CE page 28 {AB 0 A} Fig. 2: AB page 8
F23	Climate Control ignition	{HB 0 B} Fig. 58: HB page 64 {AB 0 E} Fig. 2: AB page 8
F24	Instrument cluster	{AB 0 E} Fig. 2: AB page 8 {BA 0 A} Fig. 9: BA page 15
F25	Heated seat	{AB 1 E} Fig. 2: AB page 8 {IB 1 A} Fig. 65: IB page 71
F26	Windshield wiper	{AB 1 E} Fig. 2: AB page 8 {GP 0 A} Fig. 55: GP page 61
F27	Interaxle/Interwheel Lock	{AB 1 E} Fig. 2: AB page 8 {FD 2 A} Fig. 43: FD page 49
F28	SRS	{JA 1 B} Fig. 70: JA page 76 {AB 1 E} Fig. 2: AB page 8
F29	Camera Prep / Body Builder Ignition Z	{AB 2 E} Fig. 2: AB page 8 {BH 1 A} Fig. 15: BG page 21
F30	Snow Plow LPS LH	{AB 2 E} Fig. 2: AB page 8 {GI 1 A} Fig. 54: GI page 60
F31	Touch Lock/CTI	{AB 2 E} Fig. 2: AB page 8 {FF 2 A} Fig. 45: FF page 51 {FE 1 A} Fig. 44: FE page 50
F32	Snow Plow LPS RH	{AB 2 E} Fig. 2: AB page 8 {GI 1 A} Fig. 54: GI page 60
F33	Air Dryer/Air Drain Valve	{AB 3 E} Fig. 2: AB page 8 {FA 2 A} Fig. 40: FA page 46
F34	Power Seat RH	{AB 3 E} Fig. 2: AB page 8 {IB 1 A} Fig. 65: IB page 71
F35	Power Seat LH	{AB 3 E} Fig. 2: AB page 8 {IB 0 A} Fig. 65: IB page 71
F36	Vorad/ECS	{AA 3 D} Fig. 1: AA page 7 {JB 2 A} Fig. 71: JB page 77 {EE 3 A} Fig. 39: EE page 45
F37	LCM/ LCP IGN (TAS)	{AA 3 D} Fig. 1: AA page 7 {GA 1 A} Fig. 46: GA page 52
F38	Gear Box Ign.	{AA 3 D} Fig. 1: AA page 7 {DC 0 A} Fig. 30: DC page 36 {DD 1 A} Fig. 31: DD page 37
F39	Idle MGT/TAS Tachometer	{AA 3 D} Fig. 1: AA page 7 {CU 2 A} Fig. 27: CU page 33
F40	PTO/Dual PTO	{AA 4 D} Fig. 1: AA page 7 {DP 2 A} Fig. 35: DP page 41
F41	Not Used	{AA 4 D} Fig. 1: AA page 7
F42	LCM5	{AA 0 C} Fig. 1: AA page 7 {GB 3 B} Fig. 47: GB page 53
F43	Trailer Stop Relay	{AA 0 C} Fig. 1: AA page 7 {GB 2 A} Fig. 47: GB page 53
F44	City Horn/Air Horn	{AA 0 C} Fig. 1: AA page 7 {GQ 1 A} Fig. 56: GQ page 62
F45	LCM6	{AA 1 C} Fig. 1: AA page 7 {GB 3 A} Fig. 47: GB page 53

**atic**

Fig. 1: AA page 7  
Fig. 58: HB page 64  
Fig. 62: HF page 68

Fig. 1: AA page 7  
Fig. 58: HB page 64  
Fig. 16: BH page 22

Fig. 1: AA page 7  
Fig. 58: HB page 64  
Fig. 54: GI page 60

Fig. 1: AA page 7  
Fig. 47: GB page 53

Fig. 1: AA page 7  
Fig. 58: HB page 64  
Fig. 63: HG page 69

Fig. 1: AA page 7  
Fig. 57: HA page 63

{AA 0 B} Fig. 1: AA page 7

{AA 1 B} Fig. 1: AA page 7  
{IE 2 A} Fig. 68: IE page 74

{AA 1 B} Fig. 1: AA page 7  
{EA 2 A} Fig. 36: EA page 42  
{EC 2 A} Fig. 37: EC page 43

{AA 1 B} Fig. 1: AA page 7  
{GC 2 A} Fig. 48: GC page 54

{AA 2 E} Fig. 1: AA page 7

{AA 2 E} Fig. 1: AA page 7  
{EA 2 A} Fig. 36: EA page 42  
{EC 2 A} Fig. 37: EC page 43

{AA 2 E} Fig. 1: AA page 7  
{GA 1 A} Fig. 46: GA page 52

{AA 3 E} Fig. 1: AA page 7  
{BE 1 A} Fig. 13: BE page 19  
{BF 1 A} Fig. 14: BF page 20  
{BG 1 A} Fig. 15: BG page 21

{AA 3 E} Fig. 1: AA page 7  
{HB 3 A} Fig. 58: HB page 64  
{HG 3 A} Fig. 63: HG page 69

{AA 3 E} Fig. 1: AA page 7  
{BC 1 A} Fig. 11: BC page 17

{AA 3 E} Fig. 1: AA page 7

<b>Fuse</b>	<b>Circuit</b>	<b>Schematic</b>
F73	Bodybuilder Module	{AE 0 A} Fig. 5: AE page 11
F74	Not Used	{AA 0 D} Fig. 1: AA page 7
F75	Not Used	{AA 0 D} Fig. 1: AA page 7
F76	Not Used	{AA 0 D} Fig. 1: AA page 7
F77	Cig. Lighter/12V Power	{AA 0 D} Fig. 1: AA page 7 {IF 0 A} Fig. 69: IF page 75
F78	Dome/Door Lamps	{AA 0 D} Fig. 1: AA page 7 {IA 1 A} Fig. 64: IA page 70
F79	CB Power Studs	{AA 0 D} Fig. 1: AA page 7 {IF 3 A} Fig. 69: IF page 75
F80	Battery Protection Status	{AA 1 D} Fig. 1: AA page 7 {HB 1 A} Fig. 58: HB page 64
F81	Auxiliary Switches	{AA 1 D} Fig. 1: AA page 7 {NA 1 A} Fig. 77: NA page 83
F82	12V Power Overhead	{AA 1 D} Fig. 1: AA page 7 {IF 2 A} Fig. 69: IF page 75
F90	Fuel Sink pump	{HE 0 C} Fig. 61: HE page 67
F92	Interior Lamps	{HF 2 B} Fig. 62: HF page 68
FB01	FUSE, BATTERY 1, EMS	{AE 0 D} Fig. 5: AE page 11
FB02	FUSE, BATTERY 2, EMS	{CC 2 C} Fig. 20: CC page 26 {CI 1 A} Fig. 24: CI page 30
FB02A	FUSE, BATTERY Temp A Start	{CU 2 B} Fig. 27: CU page 33
FB03	FUSE, BATTERY 1 TRANSMISSION	{DB 4 B} Fig. 29: DB page 35 {DG 0 C} Fig. 34: DG page 40 {DF 3 D} Fig. 33: DF page 39
FB04	FUSE, BATTERY 2 TRANSMISSION	{DF 3 D} Fig. 33: DF page 39
FB05	FUSE, BATTERY ISX	{AE 0 D} Fig. 5: AE page 11
FB06	FUSE, BATTERY LIGHTNING	{DC 0 D} Fig. 30: DC page 36
FB07	FUSE, Transmission Autoshift III	{DA 4 D} Fig. 28: DA page 34

## Reference List: Relays

Relay	Circuit	Schematic
RLY01	RELAY, DR	{AA 3 C} Fig. 1: AA page 7
RLY02	Power Relay Accessories	{AB 1 D} Fig. 2: AB page 8
RLY03	RELAY, TRAILER STOP	{GB 2 B} Fig. 47: GB page 53
RLY04	RELAY, EMS	{AE 0 B} Fig. 5: AE page 11
RLY05	Power Relay Ign. 1	{AB 1 D} Fig. 2: AB page 8
RLY06	RELAY, Trailer Park	{GB 1 B} Fig. 47: GB page 53
RLY07	RELAY, PTO	{DP 1 B} Fig. 35: DP page 41
RLY08	RELAY TAS Hood Position	{AA 2 C} Fig. 1: AA page 7
RLY09	RELAY TRAILER MARKER	{MA 2 B} Fig. 76: MA page 82
RLY10	RELAY, CITY HORN	{GQ 0 C} Fig. 56: GQ page 62
RLY12	RELAY, INTERMITTENT WIPER	{GP 0 B} Fig. 55: GP page 61
RLY13	RELAY, AUTOSHIFT	{DA 3 D} Fig. 28: DA page 34 {DB 1 B} Fig. 29: DB page 35
RLY13_1	RELAY, ALLISON START ENABLE	{DF 0 B} Fig. 33: DF page 39
RLY14	Relay Lift Axle/Reverse	{FB 3 B} Fig. 41: FB page 47
RLY14_1	RELAY, Park Brake TAS	{CU 1 A} Fig. 27: CU page 33
RLY15	RELAY, ALLISON POWER	{DF 1 C} Fig. 33: DF page 39
RLY16	RELAY, BODY BUILDER REMOTE THROTTLE INC	{AF 2 C} Fig. 6: AF page 12
RLY17	RELAY, BODY BUILDER REMOTE THROTTLE DEC	{AF 3 B} Fig. 6: AF page 12
RLY18	RELAY, ALLISON SERVICE BRAKE INPUT	{DF 2 B} Fig. 33: DF page 39
RLY19	Relay, Allison Neutral	{DF 1 B} Fig. 33: DF page 39
RLY20	Idle Mgmt. IGN	{CU 2 D} Fig. 27: CU page 33
RLY21	Power Relay Battery	{AA 1 C} Fig. 1: AA page 7
RLY22	Idle Mgmt. DR	{CU 1 D} Fig. 27: CU page 33
RLY23	RELAY, ALLISON BODY BUILDER ER2	{DF 3 B} Fig. 33: DF page 39
RLY24	RELAY, ALLISON BODY BUILDER ER1	{DF 2 B} Fig. 33: DF page 39
RLY24_1	Relay TAS Hood Position (ER2)	{CU 1 C} Fig. 27: CU page 33
RLY25	MEIIR ER3	{AE 4 B} Fig. 5: AE page 11 {AE 2 B} Fig. 5: AE page 11
RLY26	SNOWPLOW LH ER8	{GI 1 C} Fig. 54: GI page 60
RLY27	SNOWPLOW RH ER9	{GI 0 C} Fig. 54: GI page 60
RLY28	SNOWPLOW LCM INPUTER7	{GI 2 C} Fig. 54: GI page 60
RLY33	Relay, ER9 Motorized Mirror IN	{ID 3 C} Fig. 67: ID page 73
RLY33A	Relay, ER8 Motorized Mirror OUT	{ID 2 C} Fig. 67: ID page 73
RLY34	ER8 ECS Power	{EE 3 B} Fig. 39: EE page 45
RLY35	MEIIR ER3	{CC 3 B} Fig. 20: CC page 26 {CC 2 B} Fig. 20: CC page 26
RLY36	Relay, ER7 Power Window "UP"	{ID 1 C} Fig. 67: ID page 73
RLY37	Relay, ER6 Power Window "DOWN"	{ID 0 C} Fig. 67: ID page 73
RLY38	Roof Marker Lamps ER2	{GC 2 B} Fig. 48: GC page 54
RLY39	Relay Sleeper HVAC On Harness	{HG 3 B} Fig. 63: HG page 69
RLY40	RELAY STARTER MOTOR	{AD 0 C} Fig. 4: AD page 10 {AD 1 B} Fig. 4: AD page 10
RLY41	RELAY, PARK BRAKE	{HB 4 C} Fig. 58: HB page 64
RLY42	RELAY ENGINE PREHEAT	{CB 2 B} Fig. 19: CB page 25

<b>Relay</b>	<b>Circuit</b>	<b>Schematic</b>
RLY42_A	*opt*	{CB 2 B} Fig. 19: CB page 25
RLY43	Relay, Shunt	{AA 1 C} Fig. 1: AA page 7
RLY44	Relay, Battery Protection ER8	{HB 1 D} Fig. 58: HB page 64
RLY45	Relay ABS Warning Light (ER4)	{EA 3 B} Fig. 36: EA page 42 {EC 2 B} Fig. 37: EC page 43

## Reference List: Components

Component # and Description		Location
A03A	INSTRUMENT CLUSTER A	{BC 0 C} Fig. 11: BC page 17
A03B	INSTRUMENT CLUSTER B	{BA 2 C} Fig. 9: BA page 15
A03C	INSTRUMENT CLUSTER C	{BB 0 C} Fig. 10: BB page 16
A03S	Secondary Gauges	{BD 1 B} Fig. 12: BD page 18
A04	REFRIGERATOR	{HD 0 B} Fig. 60: HD page 66 {HE 1 C} Fig. 61: HE page 67
A04A	REFRIGERATOR	{HE 1 D} Fig. 61: HE page 67
A07A	RADIO	{KA 0 C} Fig. 73: KA page 79
A07B	RADIO	{KB 2 B} Fig. 74: KB page 80
A07C	RADIO	{KC 1 B} Fig. 75: KC page 81
A07D	RADIO	{BA 2 B} Fig. 9: BA page 15
A08	Control unit, GPS receiver, (Global Positioning System)	{BF 1 C} Fig. 14: BF page 20
A12	Control unit, ABS ( Anti-lock Brake System)	{EA 0 C} Fig. 36: EA page 42
A12B	Control unit, ABS ( Anti-lock Brake System)	{EC 0 C} Fig. 37: EC page 43 {ED 0 B} Fig. 38: ED page 44
A13L	CONTROL UNIT LIGHTNING TRANSMISSION	{DC 0 C} Fig. 30: DC page 36
A13M	CONTROL UNIT MERITOR TRANSMISSION	{DD 1 C} Fig. 31: DD page 37
A14	Control Unit, EMS (Engine Management System)	{CO 2 C} Fig. 25: CO page 31 {CP 2 C} Fig. 26: CP page 32
A14B	CONTROL UNIT, EMS, CUMMINS ISX	{CC 0 D} Fig. 20: CC page 26
A14E	CONTROL UNIT, ISX 2000 W/O ICON	{CI 1 D} Fig. 24: CI page 30
A14F	CONTROL UNIT, Temp. A Start	{CU 1 C} Fig. 27: CU page 33
A15	Control unit, SRS (Supplementary Restrain System)	{JA 1 C} Fig. 70: JA page 76
A16	Control Unit, ECS (Electronic Controlled Air Suspension)	{EE 0 C} Fig. 39: EE page 45
A07C	RADIO	{KC 1 B} Fig. 75: KC page 81
A16	Control unit, ECS (Electronic Controlled Air Suspension)	{EE 0 C} Fig. 39: EE page 45
A17	Control unit, VECU (Vehicle ECU)	{AF 0 D} Fig. 6: AF page 12 {AH 3 E} Fig. 8: AH page 14 {AH 3 C} Fig. 8: AH page 14 {AH 2 C} Fig. 8: AH page 14 {AH 1 D} Fig. 8: AH page 14 {AG 0 A} Fig. 7: AG page 13 {AE 1 B} Fig. 5: AE page 11
A19D	CONTROL UNIT, GECU (GEAR SELECTOR ECU) ALLISON TRANSMISSION	{DE 1 B} Fig. 32: DE page 38
A27	LIGHT CONTROL MODULE	{GA 3 C} Fig. 46: GA page 52 {GG 0 A} Fig. 52: GG page 58 {GB 0 C} Fig. 47: GB page 53
A34	Control unit, climate unit	{HA 2 B} Fig. 57: HA page 63
A36	Control unit, BBM (Body Builder Module)	{BI 0 C} Fig. 17: BI page 23
A38	Control unit, FMS, satellite communication	{BE 1 C} Fig. 13: BE page 19
A38A	Control unit, Mobile Max II	{BG 1 C} Fig. 15: BG page 21
A43	Electronic Fan Control (Incl. B32, Y35)	{CP 1 E} Fig. 26: CP page 32
A45	Fuel prefilter (Incl. R10, B52, Y38)	{CP 2 B} Fig. 26: CP page 32

Component # and Description		Location
A46	Control unit, LECM (Living Environment Control Module)	{HD 3 A} Fig. 60: HD page 66 {HB 3 B} Fig. 58: HB page 64 {HE 2 A} Fig. 61: HE page 67
A48	TV	{KC 0 C} Fig. 75: KC page 81
A50	CPU, Vorad	{JB 2 C} Fig. 71: JB page 77
A51	Display, Side Sensor Vorad	{JB 1 E} Fig. 71: JB page 77
A52	Display, CTI (Central Tire Inflation)	{FE 2 B} Fig. 44: FE page 50
A53	Control unit, CTI (Central Tire Inflation)	{FE 0 C} Fig. 44: FE page 50
A54	Control Unit, Coolant Level	{CC 0 E} Fig. 20: CC page 26 {CI 0 D} Fig. 24: CI page 30
A54A	Control Unit, APCS	{CD 2 C} Fig. 21: CD page 27
A55	AUTOSHIFT II TRANSMISSION	{DB 3 D} Fig. 29: DB page 35
A55A	EATON AUTO/ULTRA SHIFT GEN 3 ECU	{DA 2 B} Fig. 28: DA page 34
A56	Stereo amplifier	{KC 0 C} Fig. 75: KC page 81
A57	CONTROL UNIT, ALLISON TRANSMISSION	{DE 3 C} Fig. 32: DE page 38 {DF 0 D} Fig. 33: DF page 39
A58	ALLISON TRANSMISSION	{DE 0 E} Fig. 32: DE page 38
A67	DISPLAY DRIVER VORAD	{JB 0 A} Fig. 71: JB page 77
A68	MERITOR FREEDOMLINE	{DG 0 E} Fig. 34: DG page 40
A69	SHIFT MODULE	{DG 1 B} Fig. 34: DG page 40
A70	Shift module Autoshift II	{DB 0 D} Fig. 29: DB page 35
A70A	Shift module Autoshift III	{DA 2 B} Fig. 28: DA page 34
B02A	THERMOSTAT, SLEEPER CONTROL #1	{HG 2 B} Fig. 63: HG page 69
B02B	THERMOSTAT, SLEEPER CONTROL #2	{CU 3 C} Fig. 27: CU page 33
B04	Sensor, engine speed, crankshaft	{CO 1 D} Fig. 25: CO page 31 {CP 1 D} Fig. 26: CP page 32 {DE 3 E} Fig. 32: DE page 38
B05	Sensor, engine speed, camshaft	{CP 1 D} Fig. 26: CP page 32
B06A	SENSOR AIR PRESSURE TANK A	{BA 3 D} Fig. 9: BA page 15
B06AP	SENSOR AIR PRESSURE BRAKE APPLICATION	{BC 2 D} Fig. 11: BC page 17
B06B	SENSOR AIR PRESSURE TANK B	{BA 3 D} Fig. 9: BA page 15
B07	SENSOR FUEL LEVEL	{BA 2 D} Fig. 9: BA page 15
B08	Sensor, gearbox speed	{FE 1 D} Fig. 44: FE page 50
B09	SENSOR OIL TEMP GEARBOX	{BC 4 B} Fig. 11: BC page 17
B13	Sensor, wheel speed, lhs. 1:st front axle	{EA 1 B} Fig. 36: EA page 42 {EC 1 B} Fig. 37: EC page 43
B14	Sensor, wheel speed, rhs. 1:st front axle	{EA 1 B} Fig. 36: EA page 42 {EC 01 B} Fig. 37: EC page 43
B15	Sensor, wheel speed, lhs. 1:st driven rear axle	{EA 0 D} Fig. 36: EA page 42 {EC 0 B} Fig. 37: EC page 43
B16	Sensor, wheel speed, rhs. 1:st driven rear axle	{EA 1 D} Fig. 36: EA page 42 {EC 4 D} Fig. 37: EC page 43
B17	Sensor, wheel speed, lhs., 2:nd driven rear axle	{EA 2 D} Fig. 36: EA page 42 {EC 1 D} Fig. 37: EC page 43
B18	Sensor, wheel speed, rhs., 2:nd driven rear axle	{EA 3 D} Fig. 36: EA page 42 {EC 1 D} Fig. 37: EC page 43
B21	Sensor, coolant temperature, engine	{CP 1 B} Fig. 26: CP page 32
B22B	SENSOR AMBIENT AIR TEMP.	{BC 3 B} Fig. 11: BC page 17
B22C	SENSOR AMBIENT AIR TEMP.	{BC 3 A} Fig. 11: BC page 17

Component # and Description		Location
B25	Sensor, accelerator pedal	{AG 4 C} Fig. 7: AG page 13
B30A	Sensor, chassis level, drive axle	{EE 2 D} Fig. 39: EE page 45
B32	Sensor, engine cooling fan speed	{CO 4 B} Fig. 25: CO page 31 {CP 0 D} Fig. 26: CP page 32
B37	Sensor, boost pressure and boost temperature	{CO 0 D} Fig. 25: CO page 31 {CP 1 D} Fig. 26: CP page 32
B38RF	SENSOR OIL TEMP REAR FRONT AXLE	{BA 3 B} Fig. 9: BA page 15
B38RR	SENSOR OIL TEMP REAR REAR AXLE	{BA 3 B} Fig. 9: BA page 15
B39	SENSOR AIR RESTRICTION	{BB 1 B} Fig. 10: BB page 16
B48	Sensor, coolant pressure	{CD 3 B} Fig. 21: CD page 27
B48A	Sensor coolant level, primary tank	{CD 2 B} Fig. 21: CD page 27
B49	Sensor, steering angle	{ED 1 D} Fig. 38: ED page 44
B50	Sensor, Yaw rate	{ED 1 C} Fig. 38: ED page 44
B51	Sensor, fuel pressure	{CP 2 B} Fig. 26: CP page 32
B52	Sensor, water level in fuel prefilter	{CP 2 B} Fig. 26: CP page 32
B53B	Sensor, Ambient Temp. Temp A Start	{CU 4 B} Fig. 27: CU page 33
B54	Sensor, crank case pressure	{CO 1 B} Fig. 25: CO page 31 {CP 1 B} Fig. 26: CP page 32
B55A	Sensor, Air Pressure, Suspension	{EE 0 D} Fig. 39: EE page 45
B56	Sensor, Air Pressure, Suspension Spring, Front	

Component # and Description		Location
B60P	SPEAKER RIGHT UPPER	{KC 3 B} Fig. 75: KC page 81
B60R	SPEAKER LEFT UPPER	{KC 4 B} Fig. 75: KC page 81
B60S	SPEAKER RIGHT UPPER	{KC 4 B} Fig. 75: KC page 81
B61A	TWEETER LEFT DASH	{KA 2 D} Fig. 73: KA page 79 {KB 3 E} Fig. 74: KB page 80 {KC 0 D} Fig. 75: KC page 81
B61B	TWEETER RIGHT DASH	{KA 1 D} Fig. 73: KA page 79 {KB 2 E} Fig. 74: KB page 80 {KC 1 E} Fig. 75: KC page 81
B62	Socket, TV Headphone	{KC 0 C} Fig. 75: KC page 81
B65	Sensor, EGR valve position	{CP 1 D} Fig. 26: CP page 32
B66	Sensor, EGR temperature	{BA 2 A} Fig. 9: BA page 15 {CO 0 D} Fig. 25: CO page 31
B68	Sensor, output shaft speed, gearbox	{AG 0 D} Fig. 7: AG page 13
B68A	Sensor, Output shaft Speed, gearbox	{AG 1 D} Fig. 7: AG page 13
B68B	Sensor, Output shaft Speed, gearbox	{DC 1 D} Fig. 30: DC page 36
B68C	Sensor Output Shaft Speed, Temp A Start	{CC 1 C} Fig. 20: CC page 26 {CI 2 C} Fig. 24: CI page 30
B68D	Sensor Output Shaft Speed, Gearbox	{CU 2 B} Fig. 20: CC page 26
B78	Side Sensor, Vorad	{JB 1 E} Fig. 71: JB page 77
B79	Sensor, PCU (Pneumatic Control Unit)	{FE 2 D} Fig. 44: FE page 50
B80	SENSOR, ETHER START	{CA 1 B} Fig. 18: CA page 24
B84	Sensor, air humidity and air temp	{CP 0 D} Fig. 26: CP page 32
B87	Sensor, turbo speed	{CP 0 B} Fig. 26: CP page 32
B102A	SENSOR, Temp. Engine Oil Temp A Start	{CU 3 D} Fig. 27: CU page 33
B103	SENSOR, Transmission Turbine Speed	{DE 2 D} Fig. 32: DE page 38
B104	SENSOR, Output Speed	{DE 3 E} Fig. 32: DE page 38
B105	SENSOR, Retarder Temp.	{DE 2 D} Fig. 32: DE page 38
B118	Sensor, oil pressure	{CO 0 D} Fig. 25: CO page 31 {CP 2 B} Fig. 26: CP page 32
B119	Sensor, oil level and oil temp.	{CO 1 D} Fig. 25: CO page 31 {CP 1 D} Fig. 26: CP page 32
B152	Sensor, Brake Air Pressure, Front	{ED 2 C} Fig. 38: ED page 44
B153	Sensor, Brake Air Pressure, Rear	{ED 2 C} Fig. 38: ED page 44
B155	Sensor, EGR mass flow	{CP 4 B} Fig. 26: CP page 32
B160	Tachometer Signal Module	{CU 2 D} Fig. 27: CU page 33
B177	Sensor Air Pressure, Suspension Bellows, Rear	{ED 3 C} Fig. 38: ED page 44
E05A	LAMP 5TH WHEEL (L1)	{GG 1 C} Fig. 52: GG page 58
E05B	LAMP 5TH WHEEL (L3, L4)	{GH 0 C} Fig. 53: GH page 59
E05C	LAMP 5TH WHEEL (L5)	{GH 2 C} Fig. 53: GH page 59
E05D	LAMP 5TH WHEEL	{GG 2 C} Fig. 52: GG page 58 {GG 1 C} Fig. 52: GG page 58 {GG 1 C} Fig. 52: GG page 58 {GH 0 C} Fig. 53: GH page 59 {GH 3 C} Fig. 53: GH page 59 {GH 2 C} Fig. 53: GH page 59 {GH 3 C} Fig. 53: GH page 59 {GH 1 C} Fig. 53: GH page 59 {GH 1 C} Fig. 53: GH page 59

Component # and Description		Location
E05E	LAMP 5TH WHEEL	{GG 1 C} Fig. 52: GG page 58 {GH 0 C} Fig. 53: GH page 59 {GH 2 C} Fig. 53: GH page 59
E05F	LAMP 5TH WHEEL	{GG 2 C} Fig. 52: GG page 58 {GH 3 C} Fig. 53: GH page 59 {GH 1 C} Fig. 53: GH page 59
E05G	LAMP 5TH WHEEL	{GG 2 C} Fig. 52: GG page 58 {GH 3 C} Fig. 53: GH page 59 {GH 1 C} Fig. 53: GH page 59
E05H	LAMP 5TH WHEEL	{GG 2 C} Fig. 52: GG page 58 {GH 2 C} Fig. 53: GH page 59 {GH 3 C} Fig. 53: GH page 59
E06	Lamp, Backup	{GF 1 B} Fig. 51: GF page 57 {GF 3 B} Fig. 51: GF page 57
E07L	Lamp, Fog Light	{GE 1 C} Fig. 50: GE page 56
E07R	Lamp, Fog Light	{GE 1 C} Fig. 50: GE page 56
E08L	Lamp, Driving Light	{GE 2 C} Fig. 50: GE page 56
E08R	Lamp, Driving Light	{GE 2 C} Fig. 50: GE page 56
E10	Lamp, Tail Light	{GF 3 D} Fig. 51: GF page 57
E10L	LAMP TAIL LIGHT LEFT	{GF 0 D} Fig. 51: GF page 57
E10LA	LAMP TAIL LIGHT LEFT	{GF 0 B} Fig. 51: GF page 57
E10LB	LAMP TAIL LIGHT LEFT	{GF 2 B} Fig. 51: GF page 57
E10R	LAMP TAIL LIGHT RIGHT	{GF 1 D} Fig. 51: GF page 57
E10RA	LAMP TAIL LIGHT RIGHT	{GF 1 B} Fig. 51: GF page 57
E10RB	LAMP TAIL LIGHT RIGHT	{GF 3 B} Fig. 51: GF page 57
E11L	Lamp, Side Repeater	{GA 1 D} Fig. 46: GA page 52
E11R	Lamp, Side Repeater	{GA 1 D} Fig. 46: GA page 52
E12A	LAMP, MARKER	{GC 1 C} Fig. 48: GC page 54
E12B	LAMP, MARKER	{GC 1 C} Fig. 48: GC page 54
E12C	LAMP, MARKER	{GC 2 C} Fig. 48: GC page 54
E12D	LAMP, MARKER	{GC 2 C} Fig. 48: GC page 54
E12E	LAMP, MARKER	{GC 2 C} Fig. 48: GC page 54
E13L	Lamp, Park/Turn	{GD 0 C} Fig. 49: GD page 55
E13R	Lamp, Park/Turn	{GD 0 C} Fig. 49: GD page 55
E14L	WARNING LAMP SNOWPLOW	{GI 3 C} Fig. 54: GI page 60
E14R	WARNING LAMP SNOWPLOW	{GI 4 C} Fig. 54: GI page 60
E16L	Lamp Door, D.S.	{IA 1 D} Fig. 64: IA page 70
E16R	Lamp Door, P.S.	{IA 1 D} Fig. 64: IA page 70
E17C	Lamp Fluorescent	{HE 3 C} Fig. 61: HE page 67
E17C_H2	Lamp Fluorescent	{HD 2 C} Fig. 60: HD page 66
E17C_H4	Lamp Fluorescent	{HD 2 C} Fig. 60: HD page 66
E17D	Lamp Workcenter Fluorescent	{HE 3 B} Fig. 61: HE page 67
E17L	Lamp, Interior Light	{IA 1 D} Fig. 64: IA page 70
E17R	Lamp, Interior Light	{IA 0 D} Fig. 64: IA page 70
E18A	Lamp Lower D.S.	{HD 4 D} Fig. 60: HD page 66
E18B	Lamp Under Cabinet D.S.	{HD 3 C} Fig. 60: HD page 66
E18C	Lamp Upper D.S.	{HE 2 B} Fig. 61: HE page 67
E18D	Lamp Upper P.S.	{HE 2 B} Fig. 61: HE page 67

Component # and Description		Location
E18E	Lamp Valance D.S.	{HE 3 C} Fig. 61: HE page 67
E18F	Lamp Valance P.S.	{HE 3 B} Fig. 61: HE page 67
E18G	Lamp Upper P.S.	{HD 2 C} Fig. 60: HD page 66 {HF 2 C} Fig. 62: HF page 68
E18H	Lamp Upper D.S.	{HD 2 C} Fig. 60: HD page 66 {HF 2 C} Fig. 62: HF page 68
E18J	Lamp Lower D.S.	{HD 3 D} Fig. 60: HD page 66
E18K	Lamp Table	{HD 3 D} Fig. 60: HD page 66
E18M	Lamp Upper D.S.	{HD 1 C} Fig. 60: HD page 66
E20A	Lamp Ashtray Illumination	{IF 1 C} Fig. 69: IF page 75
E22A	LAMP, ROOF SIGN ILLUMINATION	{GC 0 C} Fig. 48: GC page 54
E22B	LAMP, ROOF SIGN ILLUMINATION	{GC 0 C} Fig. 48: GC page 54
E22C	LAMP, ROOF SIGN ILLUMINATION	{GC 0 C} Fig. 48: GC page 54
E23A	Lamp Luggage D.S.	{HD 3 B} Fig. 60: HD page 66 {HF 3 C} Fig. 62: HF page 68
E23B	Lamp Luggage P.S.	{HD 3 B} Fig. 60: HD page 66 {HF 3 C} Fig. 62: HF page 68
E23C	Lamp Luggage D.S.	{HE 3 D} Fig. 61: HE page 67
E23D	Lamp Luggage P.S.	{HE 4 D} Fig. 61: HE page 67
E26AL	Marker Lights, Hood, LH	{GD 1 E} Fig. 49: GD page 55
E26AR	Marker Lights, Hood, LH	{GD 1 E} Fig. 49: GD page 55
E26BP	Marker Lights Bumper	{GD 1 E} Fig. 49: GD page 55
E26L	Lamp, Headlamp Module	{GD 0 D} Fig. 49: GD page 55 {GD 2 B} Fig. 49: GD page 55
E26L_1	Lamp, Headlamp Module	{GD 3 D} Fig. 49: GD page 55
E26R	Lamp, Headlamp Module	{GD 2 D} Fig. 49: GD page 55 {GD 2 C} Fig. 49: GD page 55
E26R_1	Lamp, Headlamp Module	{GD 3 D} Fig. 49: GD page 55
E28	PARKING HEATER	{HB 3 D} Fig. 58: HB page 64
E30L	Lamp, Headlamp	{GD 0 C} Fig. 49: GD page 55
E30R	Lamp, Headlamp	{GD 1 C} Fig. 49: GD page 55
E32	HVAC UNIT	{HB 2 C} Fig. 58: HB page 64 {HG 2 C} Fig. 63: HG page 69
E32A	HVAC UNIT	{HA 2 D} Fig. 57: HA page 63
E36A	LAMP, SUNVISOR	{GC 3 C} Fig. 48: GC page 54
E36B	LAMP, SUNVISOR	{GC 3 C} Fig. 48: GC page 54
E36C	LAMP, SUNVISOR	{GC 3 C} Fig. 48: GC page 54
E36D	LAMP, SUNVISOR	{GC 3 C} Fig. 48: GC page 54
E36E	LAMP, SUNVISOR	{GC 4 C} Fig. 48: GC page 54
E37	Lamp LECM Panel	{HE 1 B} Fig. 61: HE page 67
E39	Lamp, License Plate Illumination	{GF 1 B} Fig. 51: GF page 57 {GF 3 B} Fig. 51: GF page 57
E43L	Lamp, Driving/Fog	{GE 0 C} Fig. 50: GE page 56
E43R	Lamp, Driving/Fog	{GE 1 C} Fig. 50: GE page 56
E59	Lamp Indicator TAS ON/Neutral	{CU 2 B} Fig. 27: CU page 33

Component # and Description		Location
G01	Battery	{AA 2 B} Fig. 1: AA page 7 {AC 0 E} Fig. 3: AC page 9 {DB 4 B} Fig. 29: DB page 35 {DC 0 D} Fig. 30: DC page 36 {HC 0 B} Fig. 59: HC page 65 {DD 0 D} Fig. 31: DD page 37 {CC 3 D} Fig. 20: CC page 26 {CI 1 B} Fig. 24: CI page 30 {DG 0 B} Fig. 34: DG page 40 {AD 3 C} Fig. 4: AD page 10 {CU 2 B} Fig. 27: CU page 33 {AE 0 E} Fig. 5: AE page 11 {DA 4 B} Fig. 28: DA page 34
G01	Battery	{DF 3 E} Fig. 33: DF page 39
G02	Alternator	{AC 0 C} Fig. 3: AC page 9 {CB 2 B} Fig. 19: CB page 25 {CB 3 B} Fig. 19: CB page 25 {BH 0 B} Fig. 16: BH page 22 {AD 3 B} Fig. 4: AD page 10
G03	Inverter, 12VDC - 120VAC	{HC 0 B} Fig. 59: HC page 65
G04	Power Distribution Unit, 120VAC	{HC 2 B} Fig. 59: HC page 65
H02	Horn	{GQ 0 D} Fig. 56: GQ page 62
H03	Backup Alarm	{GF 1 D} Fig. 51: GF page 57 {GF 1 B} Fig. 51: GF page 57 {GF 4 B} Fig. 51: GF page 57
H05	Alarm	{CU 3 B} Fig. 27: CU page 33
M01	WINDSHIELD WIPER MOTOR	{GP 2 D} Fig. 69: IF page 75
M02A	WINDSHIELD WASHER PUMP, VN	{GP 2 B} Fig. 55: GP page 61
M02B	WINDSHIELD WASHER PUMP, VHD	{GP 3 B} Fig. 55: GP page 61
M02D	WINDSHIELD WASHER PUMP	{GP 3 D} Fig. 55: GP page 61
M04	Motor, Starter	{AA 2 A} Fig. 1: AA page 7 {AC 0 B} Fig. 3: AC page 9 {AD 3 B} Fig. 4: AD page 10
M06DS	Motor, Window Winder D.S.	{IC 1 C} Fig. 66: IC page 72
M06PS	Motor, Window Winder P.S.	{IC 2 D} Fig. 66: IC page 72 {ID 0 D} Fig. 67: ID page 73
M15	Motor, Fuel Priming Pump	{CO
M110L	Mirror Motors & Heater, LHS	{IC 0 B} Fig. 66: IC page 72 {ID 2 D} Fig. 67: ID page 73
M110R	Mirror Motors & Heater, RHS	{IC 3 B} Fig. 66: IC page 72 {ID 3 D} Fig. 67: ID page 73
M18	MOTOR SINK PUMP	{HE 0 D} Fig. 61: HE page 67
M19	Motor, EGR control valve	{CO 1 B} Fig. 25: CO page 31 {CP 1 B} Fig. 26: CP page 32
M20L	POWER SEAT, LEFT	{IB 0 D} Fig. 65: IB page 71
M20R	POWER SEAT, RIGHT	{IB 1 D} Fig. 65: IB page 71
M80L	Drivers Side Door Lock Control Assembly	{IE 1 D} Fig. 68: IE page 74 {IA 3 B} Fig. 64: IA page 70 {IA 3 D} Fig. 64: IA page 70 {IA 2 D} Fig. 64: IA page 70
M80R	Passenger Side Door Lock Control Assembly	{IE 2 D} Fig. 68: IE page 74 {IA 3 B} Fig. 64: IA page 70 {IA 4 D} Fig. 64: IA page 70 {IA 3 D} Fig. 64: IA page 70

Component # and Description		Location
MFA1	Trailer AUX	{AA 2 E} Fig. 1: AA page 7 {MA 1 A} Fig. 76: MA page 82
R01	Heater, engine preheat	{CO 1 D} Fig. 25: CO page 31 {CP 0 D} Fig. 26: CP page 32 {CB 2 C} Fig. 19: CB page 25 {CB 3 C} Fig. 19: CB page 25
R01A	Heater, engine preheat 110V	{CA 2 D} Fig. 18: CA page 24
R04B	CIGAR LIGHTER, PANEL	{HE 1 C} Fig. 61: HE page 67
R05A	AIR DRYER	{FA 2 C} Fig. 40: FA page 46
R05C	AIR DRYER	{FA 3 C} Fig. 40: FA page 46
R08A	TERMINATION RESISTOR	{BI 2 B} Fig. 17: BI page 23
R08B	TERMINATING RESISTOR	{EE 0 B} Fig. 39: EE page 45
R08C	TERMINATING RESISTOR	{XA 3 B} Fig. 78: XA page 84
R08D	TERMINATING RESISTOR— CAN Bus	{CC 0 B} Fig. 20: CC page 26 {JB 3 D} Fig. 71: JB page 77 {BC 2 D} Fig. 16: BH page 22 {CI 2 B} Fig. 24: CI page 30
R09	Heater, Fuel Filter RH	{CE 2 C} Fig. 22: CE page 28
R09A	Heater, Fuel Filter LH	{CE 2 C} Fig. 22: CE page 28
R09B	Heater, Fuel Filter Construction	{CE 1 C} Fig. 22: CE page 28
R10	Heater, Fuel Prefilter	{CO 2 B} Fig. 25: CO page 31 {CP 3 B} Fig. 26: CP page 32
R11	Dome Lamps Relay	{IA 1 C} Fig. 64: IA page 70
R18A	HEATER DRAIN VALVE	{FA 0 C} Fig. 40: FA page 46
R18B	HEATER DRAIN VALVE	{FA 1 C} Fig. 40: FA page 46
S01	Switch, main lighting, selector type	{GA 0 C} Fig. 46: GA page 52
S02	Stalk switch, full- / dipped beams	{AF 2 B} Fig. 6: AF page 12 {GA 2 B} Fig. 46: GA page 52
S04	SWITCH, CLIMATE FAN SELECTOR TYPE	{HB 0 B} Fig. 58: HB page 64
S04A	SWITCH, Sleeper HVAC Fan Speed	{HG 1 B} Fig. 63: HG page 69
S05	Switch Interior Lighting	{HD 0 B} Fig. 60: HD page 66 {HE 2 D} Fig. 61: HE page 67
S06	WINDSHIELD WIPER SWITCH	{BC 1 C} Fig. 11: BC page 17 {GP 0 C} Fig. 55: GP page 61
S07	Switch, engine brake, selector type	{AH 0 C} Fig. 8: AH page 14 {AH 3 C} Fig. 8: AH page 14 {AH 1 C} Fig. 8: AH page 14
S07B	Switch Engine Brake ON/OFF	{AH 3 C} Fig. 8: AH page 14
S08	Switch, differential gear lock, rear wheels	{FD 1 B} Fig. 43: FD page 49
S09	Switch, differential gear locks, inter axles and rear wheels, selector type	{FD 2 B} Fig. 43: FD page 49
S68	Sensor, Coolant Level	{CO 2 B} Fig. 25: CO page 31 {CP 2 B} Fig. 26: CP page 32
S103A	Switch, Heated Mirror	{ID 2 B} Fig. 67: ID page 73
S103B	Switch, Motorized Mirror	{ID 3 B} Fig. 67: ID page 73
S104	Switch, Marker Interrupt	{JC 0 C} Fig. 72: JC page 78
S104A	Auxiliary Switch 1	{NA 0 C} Fig. 77: NA page 83
S104B	Auxiliary Switch 2	{NA 1 C} Fig. 77: NA page 83
S104C	Auxiliary Switch 3	{NA 2 C} Fig. 77: NA page 83
S106	Switch, Passenger Window Winder	{ID 1 B} Fig. 67: ID page 73

Component # and Description		Location
S11A	SWITCH 1, LIFT AXLE	{FB 0 B} Fig. 41: FB page 47
S11B	SWITCH 2, LIFT AXLE	{FB 1 C} Fig. 41: FB page 47
S11C	SWITCH 3, LIFT AXLE	{FB 2 C} Fig. 41: FB page 47
S11D	Switch, Air Suspension, Manual Control, ON/OFF	{EE 2 D} Fig. 39: EE page 45
S11E	Switch, Suspension Control, UP/DN	{EE 3 D} Fig. 39: EE page 45
S12	SWITCH, SNOWPLOW LAMP	{GI 1 B} Fig. 54: GI page 60
S121	SWITCH, TOUCH LOCK	{FF 2 C} Fig. 45: FF page 51
S122A	Switch Temp A Start ON/OFF	{CU 0 C} Fig. 27: CU page 33
S14A	Switch, City Horn/Air Horn	{GQ 1 C} Fig. 56: GQ page 62
S15	Switch, Ignition	{AB 1 B} Fig. 2: AB page 8
S24	Stalk switch, retarder, selector type	{AH 3 D} Fig. 8: AH page 14
S24A	SWITCH, STALK ALLISON RETARDER	{DE 1 C} Fig. 32: DE page 38
S24C	Switch, ON/OFF Allison Retarder	{DE 2 B} Fig. 32: DE page 38
S28A	Switch, Power Take-Off	{DP 2 C} Fig. 35: DP page 41
S28B	Switch, Power Take-Off	{DP 3 C} Fig. 35: DP page 41
S28C	Switch, Power Take-Off	{DP 4 C} Fig. 35: DP page 41
S28E	SWITCH, VOLVO ACTION SERVICE	{BF 1 D} Fig. 14: BF page 20
S31	Switch, TCS ( Traction Control System )	{EA 4 B} Fig. 36: EA page 42 {EC 3 B} Fig. 37: EC page 43
S35	Switch unit, GLU (Gear Lever Unit)	{DC 2 D} Fig. 30: DC page 36
S35M	SWITCH UNIT, GLU (GEAR LEVER UNIT)	{DD 1 D} Fig. 31: DD page 37
S43	Pressure Switch, Parking Brake Indicator	{AF 3 D} Fig. 6: AF page 12
S45	Position switch, differential gear lock indicator, rear wheels, NC. or NO.	{BB 2 B} Fig. 10: BB page 16
S45B	DIFFERENTIAL SWITCH, REAR AXLE	{BB 2 B} Fig. 10: BB page 16
S48	Pressure switch, brake light, NO.	{GB 2 D} Fig. 47: GB page 53
S49	Position switch, reverse lamps, NO.	{GA 2 B} Fig. 46: GA page 52
S58	Position Switch, Clutch Pedal	{AG 3 B} Fig. 7: AG page 13
S59	Position Switch, Brake Pedal	{AG 3 B} Fig. 7: AG page 13
S62	Pressure switch, air pressure, NC.	{FE 0 D} Fig. 44: FE page 50
S68	Proximity switch, coolant level, NC.	{CO 2 B} Fig. 25: CO page 31 {CC 1 E} Fig. 20: CC page 26 {CI 0 D} Fig. 24: CI page 30
S72	Switch, Water in Fuel Separator Drain Valve	{AF 0 B} Fig. 6: AF page 12
S75	SWITCH, BEACON WARNING LIGHT	{GI 3 B} Fig. 54: GI page 60
S76	Switch, spotlights	{GG 0 C} Fig. 52: GG page 58
S80	Door Lock Control Module	{IE 1 B} Fig. 68: IE page 74
S80D	Driver Side Door Control Panel	{IC 2 B} Fig. 66: IC page 72
S80P	Passenger Side Door Control Panel	{IC 2 D} Fig. 66: IC page 72
S87	SWITCH SINK/ FAUCET	{HE 0 C} Fig. 61: HE page 67
S88	Switch, 5th Wheel Slide	{FC 2 B} Fig. 42: FC page 48
S89	Position Switch, Hood Tilt	{CU 0 C} Fig. 27: CU page 33
S90	Switch, Neutral	{CU 3 B} Fig. 27: CU page 33
S90A	Switch, Neutral	{CU 2 B} Fig. 27: CU page 33
S92	Switch, Inverter remote	{HC 0 D} Fig. 59: HC page 65
S93	Switch, Suspension Dump	{FC 0 B} Fig. 42: FC page 48

## Group 37 Electrical Schematic

Component # and Description		Location
S97	SWITCH, INSIDE / OUTSIDE AIR CLEANER	{CH 2 B} Fig. 23: CH page 29
S171A	Solenoid, A 5th Wheel Release	{FF 2 D} Fig. 45: FF page 51
S171B	Solenoid, B 5th Wheel Release	{FF 2 D} Fig. 45: FF page 51
W04	Front Antenna, Vorad	{JB 0 E} Fig. 71: JB page 77
X01	Connector, Vehicle Diagnostics	{XA 2 D} Fig. 78: XA page 84
X04	Trailer connection, 7-pole unit, 24 N	{MA 2 D} Fig. 76: MA page 82
X06A	BODY BUILDER CONNECTOR #3	{BI 1 D} Fig. 17: BI page 23
X06B	BODY BUILDER CONNECTOR #4	{BI 3 D} Fig. 17: BI page 23
X06C	BODY BUILDER CONNECTOR #1	{BH 0 D} Fig. 16: BH page 22
X06D	BODY BUILDER CONNECTOR #2	{BH 2 B} Fig. 16: BH page 22
X06F	BODY BUILDER CAMERA PREP	{BH 1 B} Fig. 16: BH page 22
X07A	12V SOCKET	{IF 0 C} Fig. 69: IF page 75
X07B	12V SOCKET, PANEL	{HD 1 C} Fig. 60: HD page 66 {HE 1 B} Fig. 61: HE page 67
X07C	12V SOCKET, D.S. CABINET	{HE 2 C} Fig. 61: HE page 67
X07D	12V SOCKET, TV/VCR	{HE 2 B} Fig. 61: HE page 67
X07D_H2	12V SOCKET, TV/VCR	{HD 1 C} Fig. 60: HD page 66
X07D_H4	12V SOCKET, TV/VCR	{HD 1 C} Fig. 60: HD page 66
X07E	12V SOCKET, RADIO SHELF	{IF 2 C} Fig. 69: IF page 75
X07F	12V STUDS, CB OVERHEAD	{IF 3 C} Fig. 69: IF page 75
X07G	12V STUDS, CB DASH	{IF 3 C} Fig. 69: IF page 75
X07J	12V POWER OUTLET	{IF 3 C} Fig. 69: IF page 75
X08	Contact reel, air bag	{GA 3 B} Fig. 46: GA page 52 {JA 1 D} Fig. 70: JA page 76 {BB 1 E} Fig. 10: BB page 16
X0A	SPLICE PACK	{HB 0 E} Fig. 58: HB page 64 {AC 3 B} Fig. 3: AC page 9 {FD 1 D} Fig. 43: FD page 49 {DE 3 D} Fig. 32: DE page 38 {CH 2 D} Fig. 23: CH page 29 {FC 4 E} Fig. 42: FC page 48 {FC 0 D} Fig. 42: FC page 48
X0B	SPLICE PACK	{AC 3 D} Fig. 3: AC page 9 {DP 2 E} Fig. 35: DP page 41 {IB 0 D} Fig. 65: IB page 71 {DE 4 D} Fig. 32: DE page 38

Component # and Description		Location
X0X	SPLICE PACK	{AC 3 D} Fig. 3: AC page 9 {XA 1 E} Fig. 78: XA page 84 {GI 3 E} Fig. 54: GI page 60 {BD 1 D} Fig. 12: BD page 18
X13	Connector, CTI configuration	{FE 0 C} Fig. 44: FE page 50
X14	ROAD RELAY CONNECTOR	{BC 0 C} Fig. 11: BC page 17
X17A	Auxiliary Connector 1	{NA 0 D} Fig. 77: NA page 83
X17B	Auxiliary Connector 2	{NA 1 D} Fig. 77: NA page 83
X17C	Auxiliary Connector 3	{NA 2 D} Fig. 77: NA page 83
X17CA	OPTION CONNECTOR A,CAB SIDE	{BG 3 C} Fig. 15: BG page 21
X17CB	OPTION CONNECTOR B,CAB SIDE	{BG 3 C} Fig. 15: BG page 21
X17FA	OPTION CONNECTOR A, CHASSIS SIDE	{BH 3 D} Fig. 16: BH page 22
X17FB	OPTION CONNECTOR B,CHASSIS SIDE	{BH 3 D} Fig. 16: BH page 22
X18A	Fusible Link	{AA 2 B} Fig. 1: AA page 7 {AB 4 A} Fig. 2: AB page 8
X18C	Fusible Link	{AC 0 C} Fig. 3: AC page 9
X18D	Fusible Link	{CB 2 C} Fig. 19: CB page 25 {CB 2 C} Fig. 19: CB page 25
X19	RADIO CONNECTOR	{BC 4 B} Fig. 11: BC page 17
X20	MAIN CAB RADIO CONNECTOR	{BC 3 B} Fig. 11: BC page 17
X21	OPTION CONNECTOR SNOWFLOW LIGHTS	{GI 1 D} Fig. 54: GI page 60
X25	Connector, OEM Interface	{CI 0 C} Fig. 24: CI page 30
X284/196DR	SPLICE PACK	{AB 0 A} Fig. 2: AB page 8
X400	SPLICE PACK	{XA 0 B} Fig. 78: XA page 84
X401	SPLICE PACK	{XA 1 B} Fig. 78: XA page 84
X45	Receptacle Engine Heater 110V	{CA 2 B} Fig. 18: CA page 24
XE1	Stud, Engine Block	{AC 0 D} Fig. 3: AC page 9
XP1	POWER STUD	{AA 1 A} Fig. 1: AA page 7
XP2	POWER STUD	{AB 3 B} Fig. 2: AB page 8
Y02	Solenoid valve, differential lock, rear wheels	{FD 2 C} Fig. 43: FD page 49 {FD 1 C} Fig. 43: FD page 49
Y03A	Solenoid valve, differential lock, rear inter axle	{FD 3 C} Fig. 43: FD page 49 {FD 2 C} Fig. 43: FD page 49
Y05A	Solenoid valve, suspension dump	{FC 2 C} Fig. 42: FC page 48 {FC 0 C} Fig. 42: FC page 48
Y05B	Solenoid, Lift Axle 1	{FB 0 D} Fig. 41: FB page 47
Y05C	Solenoid, Lift Axle 2	{FB 1 D} Fig. 41: FB page 47
Y05D	Solenoid, Lift Axle 3	{FB 2 D} Fig. 41: FB page 47
Y05F	Solenoid Valve, 5th Wheel Slide	{FC 3 C} Fig. 42: FC page 48 {FC 1 C} Fig. 42: FC page 48
Y05G	Switch, Inside/Outside Air Cleaner	{CH 2 C} Fig. 23: CH page 29
Y11	Solenoid valve unit, ABS, lhs. front	{EA 1 B} Fig. 36: EA page 42 {EC 1 B} Fig. 37: EC page 43
Y11A	Solenoid valve unit, ABS, lhs. front	{EA 1 A} Fig. 36: EA page 42
Y12	Solenoid valve unit, ABS, rhs. front	{EA 0 B} Fig. 36: EA page 42 {EC 0 B} Fig. 37: EC page 43
Y12A	Solenoid valve unit, ABS, rhs. front	{EA 0 A} Fig. 36: EA page 42
Y13	Solenoid valve unit, ABS, lhs. rear	{EA 2 D} Fig. 36: EA page 42 {EC 1 B} Fig. 37: EC page 43

Component # and Description		Location
Y14	Solenoid valve unit, ABS, rhs. rear	{EA 1 D} Fig. 36: EA page 42 {EC 0 D} Fig. 37: EC page 43
Y15	Solenoid valve unit, ABS, lhs. 3:rd axle	{EA 4 D} Fig. 36: EA page 42 {EC 2 D} Fig. 37: EC page 43
Y16	Solenoid valve unit, ABS, rhs. 3:rd axle	{EA 3 D} Fig. 36: EA page 42 {EC 2 D} Fig. 37: EC page 43
Y17	Solenoid Retarder	{DE 3 D} Fig. 32: DE page 38
Y18A	SOLENOID VALVE SINGLE PTO	{DP 0 D} Fig. 35: DP page 41
Y18B	SOLENOID VALVE ENGINE MOUNTED DUAL PTO	{DP 4 D} Fig. 35: DP page 41
Y25A	Solenoid, Level Control Main Axles	{EE 1 B} Fig. 39: EE page 45
Y29A	Solenoid, Level Control Tag Axle	{EE 2 B} Fig. 39: EE page 45
Y33	Solenoid Valves, UI (Unit Injector)	{CO 3 D} Fig. 25: CO page 31 {CP 3 D} Fig. 26: CP page 32
Y34A	Control Valve, EGR (Exhaust Gas Recirculation) Including M19 and B65	{CO 1 B} Fig. 25: CO page 31 {CP 1 B} Fig. 26: CP page 32
Y34B	Control Valve, EGR (Exhaust Gas Recirculation) Including M19 and B65	{CO 1 B} Fig. 25: CO page 31 {CP 1 B} Fig. 26: CP page 32
Y35	Solenoid valve engine cooling fan	{CO 4 B} Fig. 25: CO page 31 {CP 1 D} Fig. 26: CP page 32 {CC 1 C} Fig. 20: CC page 26 {CB 2 D} Fig. 19: CB page 25 {CI 0 B} Fig. 24: CI page 30
Y35E	Solenoid valve engine cooling fan, E_Visco	{CC 1 B} Fig. 20: CC page 26
Y37	AVU (Air Valve Unit)	{CO 3 B} Fig. 25: CO page 31 {CP 3 B} Fig. 26: CP page 32
Y38	Solenoid Valve, Fuel Prefilter Water Draining	{CO 2 B} Fig. 25: CO page 31 {CP 2 B} Fig. 26: CP page 32
Y39	Solenoid Valve, VCB (Volvo Compression Brake)	{CO 3 B} Fig. 25: CO page 31 {CP 3 B} Fig. 26: CP page 32
Y42	Clutch, magnetic, air conditioning compressor	{HA 1 C} Fig. 57: HA page 63
Y50	Solenoid valve, PCU (Pneumatic Control Unit)	{FE 3 D} Fig. 44: FE page 50
Y51	Solenoid valve, Air dryer	{FA 3 C} Fig. 40: FA page 46
Y53	SOLENOID PACK, Ether Start	{CA 0 C} Fig. 18: CA page 24
Y54	Control valve, VGT (Variable Geometry Turbine)	{CP 1 B} Fig. 26: CP page 32
Y57	Solenoid Valve, ACT	{EA 1 D} Fig. 36: EA page 42 {EC 3 D} Fig. 37: EC page 43
Y57A	Solenoid Valve, ACT front axle	{ED 0 C} Fig. 38: ED page 44
Y61	Solenoid APCS	{CD 1 D} Fig. 21: CD page 27
Y62	Solenoid Accumulator	{DE 3 D} Fig. 32: DE page 38
Y72	Solenoid Valve, Airhorn	{GQ 3 C} Fig. 56: GQ page 62 {GQ 2 C} Fig. 56: GQ page 62
Y100	Solenoid Valve Trailer ABS_ESP	{ED 3 C} Fig. 38: ED page 44
BC1	*opt*	{BF 1 E} Fig. 14: BF page 20
BC2	*opt*	{BF 1 E} Fig. 14: BF page 20
BC3	*opt*	{BF 1 E} Fig. 14: BF page 20
BC4	*opt*	{BF 1 E} Fig. 14: BF page 20
BC5	*opt*	{BF 2 E} Fig. 14: BF page 20
BC6	*opt*	{BF 2 E} Fig. 14: BF page 20
BC7	*opt*	{BF 2 E} Fig. 14: BF page 20

Component # and Description		Location
BC8	*opt*	{BF 2 E} Fig. 14: BF page 20
BC9	*opt*	{BF 2 E} Fig. 14: BF page 20
BC10	*opt*	{BF 2 E} Fig. 14: BF page 20
BC11	*opt*	{BF 2 E} Fig. 14: BF page 20
BC12	*opt*	{BF 2 E} Fig. 14: BF page 20
BC13	*opt*	{BF 2 E} Fig. 14: BF page 20
BC14	*opt*	{BF 2 E} Fig. 14: BF page 20
G01A	Battery Ring	{AE 0 E} Fig. 5: AE page 11
G01B	Battery Ring	{CC 3 D} Fig. 20: CC page 26 {CI 1 B} Fig. 24: CI page 30 {AE 0 E} Fig. 5: AE page 11
G01D	*opt*	{CU 2 B} Fig. 27: CU page 33
G01E	*opt*	{AE 1 E} Fig. 5: AE page 11
G01F	*opt*	{DC 0 D} Fig. 30: DC page 36
G01G	*opt*	{DC 0 D} Fig. 30: DC page 36
G01H	*opt*	{DD 1 D} Fig. 31: DD page 37
G01J	*opt*	{AE 1 E} Fig. 5: AE page 11
G01K	*opt*	{DA 4 D} Fig. 28: DA page 34
G01L	*opt*	{DA 4 D} Fig. 28: DA page 34
G01M	*opt*	{DG 0 B} Fig. 34: DG page 40
G01N	*opt*	{DG 0 B} Fig. 34: DG page 40
G02.B-A	*opt*	{AC 0 C} Fig. 3: AC page 9
G02.B+A	*opt*	{AD 3 B} Fig. 4: AD page 10
G02A	*opt*	{CB 3 B} Fig. 19: CB page 25
G02_A	*opt*	{CB 2 B} Fig. 19: CB page 25
MC141A:D	Splice Pack 141A	{FF 1 B} Fig. 45: FF page 51 {ID 2 A} Fig. 67: ID page 73
MC141A:F	*opt*	{EE 4 B} Fig. 39: EE page 45
MC141A:G	*opt*	{NA 0 A} Fig. 77: NA page 83
MC141A:J	*opt*	{BF 0 B} Fig. 14: BF page 20
MC141A:K	*opt*	{NA 1 A} Fig. 77: NA page 83
MC141A:L	*opt*	{NA 2 A} Fig. 77: NA page 83 {ID 2 A} Fig. 67: ID page 73
MCFC:69	*opt*	{FF 2 C} Fig. 45: FF page 51
MCFC:94	*opt*	{FF 2 C} Fig. 45: FF page 51
R01A	Heater Engine Preheat 110V	{CB 2 D} Fig. 19: CB page 25
R01B	*opt*	{CB 3 D} Fig. 19: CB page 25
TREN1:27	*opt*	{CC 1 D} Fig. 20: CC page 26
TREN1:36	*opt*	{CC 1 D} Fig. 20: CC page 26
XC1	Stud, Bulkhead Inside Cab	{AC 2 E} Fig. 3: AC page 9
XC1_1	Stud, Bulkhead Inside	{BE 0 E} Fig. 13: BE page 19
XC1_2	Stud, Bulkhead Interior	{JA 2 D} Fig. 70: JA page 76
XC1_3	*opt*	{KA 3 D} Fig. 73: KA page 79 {KB 4 D} Fig. 74: KB page 80 {KC 3 D} Fig. 75: KC page 81
XC1_5	*opt*	{BF 1 D} Fig. 14: BF page 20 {BG 1 D} Fig. 15: BG page 21

Component # and Description		Location
XC2	Stud Bulkhead Inside Cab 2	{AC 3 E} Fig. 3: AC page 9 {BH 0 E} Fig. 16: BH page 22
XC2_1	*opt*	{EA 4 D} Fig. 36: EA page 42 {EC 4 D} Fig. 37: EC page 43
XC2_2	*opt*	{AC 3 D} Fig. 3: AC page 9
XC2_3	*opt*	{BH 0 D} Fig. 16: BH page 22
XC3	Stud Bulkhead Inside Cab 3	{AC 3 E} Fig. 3: AC page 9 {ID 3 E} Fig. 67: ID page 73
XC3_1	*opt*	{AC 3 D} Fig. 3: AC page 9
XC3_2	*opt*	{AC 4 D} Fig. 3: AC page 9
XC3_3	*opt*	{AC 4 D} Fig. 3: AC page 9
XC4	Stud Bulkhead Inside Cab 4	{AC 3 E} Fig. 3: AC page 9
XC4_1	*opt*	{AC 3 D} Fig. 3: AC page 9
XC4_2	*opt*	{HA 1 D} Fig. 57: HA page 63
XC4_3	*opt*	{AC 3 D} Fig. 3: AC page 9
XE 1_1	Stud Eng. Block	{CC 2 E} Fig. 20: CC page 26 {CI 4 E} Fig. 24: CI page 30
XE1_2	*opt*	{AC 0 D} Fig. 3: AC page 9
XE1_3	*opt*	{AC 0 D} Fig. 3: AC page 9
XE1_4	*opt*	{AC 0 C} Fig. 3: AC page 9
XE1_5	*opt*	{AC 0 D} Fig. 3: AC page 9
XE1_6	Stud Engine Block	{CU 3 E} Fig. 27: CU page 33
XF1	Stud, Framerrail	{AC 0 E} Fig. 3: AC page 9
XF1_1	Stud, Framerrail	{MA 2 E} Fig. 76: MA page 82 {GA 2 D} Fig. 46: GA page 52
XF1_3	*opt*	{AC 0 D} Fig. 3: AC page 9
XF3	Stud, Frame (Ground)	{HC 0 C} Fig. 59: HC page 65
XG3	Stud 3, Bulkhead	{AC 2 E} Fig. 3: AC page 9
XG3:2	Stud 3, Bulkhead	{AC 2 D} Fig. 3: AC page 9
XG3:2	Stud 3, Bulkhead	{AC 2 D} Fig. 3: AC page 9
XG3:3	Stud 3, Bulkhead	{FE 2 E} Fig. 44: FE page 50
XG4	Stud 4, Bulkhead	{AC 2 E} Fig. 3: AC page 9
XG4:1	Stud 4, Bulkhead	{EE 0 E} Fig. 39: EE page 45
XG4:3	Stud 4, Bulkhead	{GI 1 E} Fig. 54: GI page 60
XG5	Stud 1, Bulkhead	{AC 1 D} Fig. 3: AC page 9 {AC 1 E} Fig. 3: AC page 9
XG5:1	Stud1, Bulkhead	{GD 0 D} Fig. 49: GD page 55
XG5:3	Stud 1, Bulkhead	{AC 1 D} Fig. 3: AC page 9 {CE 1 D} Fig. 22: CE page 28
XG6	Stud, Bulkhead	{AC 1 E} Fig. 3: AC page 9
XG6_1	*opt*	{AC 1 D} Fig. 3: AC page 9
XG7	Stud, Bulkhead	{AC 1 E} Fig. 3: AC page 9
XG7:1	Stud, Bulkhead	{HA 1 E} Fig. 57: HA page 63 {CA 1 D} Fig. 18: CA page 24
XG7:2	Stud 7, Bulkhead	{DP 0 E} Fig. 35: DP page 41
XG7:3	Stud, Bulkhead	{AC 1 D} Fig. 3: AC page 9
XG9	Stud, Behind Alt.	{CB 2 E} Fig. 19: CB page 25
XG9_1	*opt*	{CB 2 D} Fig. 19: CB page 25

<b>Component # and Description</b>		<b>Location</b>
XP1_A	*opt*	{AA 1 A} Fig. 1: AA page 7
XP2_A	*opt*	{AB 3 B} Fig. 2: AB page 8

## Reference List: Inline Connectors

Inline connectors are named by combining a set of harness abbreviations. The first abbreviation represents the feeding harness. In some cases, more than one connector is between two harnesses. In this case a number is added to the end of the abbreviation.

Example:

**MCSL2:3** Main Cab and Sleeper Harness Inline, Connector 2, Pin 3

**MCSL4:C** Main Cab and Sleeper Harness Inline, Connector 4, Pin C

<b>Harness Abbreviations (Examples)</b>			
<b>NAME</b>	<b>HARNESS</b>	<b>NAME</b>	<b>HARNESS</b>
AD	AIR DRIER	PL	SNOWPLOW OVERLAY
ALS	ALLISON SELECTOR - GEAR	PM	POWER MODULE
AR	AIR RESTRICTION JUMPER	PS	PREMIUM SOUND OVERLAY
AS	AUTOSHIFT	PTO	POWER TAKE-OFF
AT	ALLISON TRANSMISSION	QC	QUALCOMM
B	EXPANSION BLOCK	RA	REAR AXLE
BB	BODY BUILDER DASH OVERLAY	RAJ	REAR AXLE JUMPER
BOC	BACK OF CAB LAMP JUMPER	RF	ROOF SIGN
BP	BATTERY POWER - ENGINE	RFJ	ROOF SIGN JUMPER
CB	C.B. STUDS JUMPER	RH	REAR WALL HEADER
CE	CHASSIS EXTENSION	RJ	RADIO JUMPER
DL	DOOR - LEFT	RS	RADIO SHELF PREP.
DLR	DIFFERENTIAL LOCK	RW	REAR WALL
DR	DOOR - RIGHT	SK	SINK/FAUCET PUMP
DV	DRAIN VALVE HEATER	SL	SLEEPER
EB	ENGINE BRAKE JUMPER	SN	SHIFT KNOB
EN	ENGINE	SP	SPEAKER JUMPER
FA	FRONT ANTENNA	SPJ	SOLENOID PACK JUMPER
FC	FRONT CHASSIS	SPO	SNOWPLOW OPTION
FCJ	FUEL COOLER JUMPER	SS	SIDE SENSOR (VORAD)
FD	FOG AND DRIVING LAMPS	SSO	SPEED SIGNAL OPTION (NO HARNESS)
FRC	FUSE AND RELAY CENTER	SV	SUNVISOR
HL	HEADLIGHT	SW	STEERING WHEEL SWITCHES
IJ	ICON JUMPER	TBJ	TABLE LAMP JUMPER
LA	LIFT AXLE OVERLAY	TBP	TRANSMISSION BATTERY POWER
LK	DOOR LOCK OVERLAY	TL	TAILLIGHT
MC	MAIN CAB	TR	TRANSMISSION
MI	MARKER INTERRUPT	TSJ	TEMP SWITCH JUMPER
MJ	MIRROR JUMPER	TT	TRANSMISSION TEMP
OB	OVERHEAD BUNK	VA	REAR WALL VALANCE
OCP	OVERCRANK PROTECTION	VE	VORAD/Electronic Control Suspension System
OF	OVERHEAD FRONT		
OPT	OPTION CONNECTOR IN DASH		
PHC	PREHEATER, CUMMINS		
PHV	PREHEATER, VOLVO		
PJ	PREHEAT JUMPER		

## List of Connectors

<b>Inline Connector</b>	<b>Location</b>
<b>B1-1:2</b>	{BD 2 B} Fig. 12: BD page 18
<b>B1-2:1</b>	{BC 0 D} Fig. 11: BC page 17
<b>B1-2:2</b>	{BC 1 B} Fig. 11: BC page 17
<b>B1-3:1</b>	{GC 4 D} Fig. 48: GC page 54
<b>B1-3:2</b>	{GC 2 B} Fig. 48: GC page 54
<b>B1-4:1</b>	{FF 2 D} Fig. 45: FF page 51
<b>B1-4:2</b>	{FF 2 B} Fig. 45: FF page 51
<b>B1-5:2</b>	{BC 1 B} Fig. 11: BC page 17
<b>B1-6:2</b>	{BD 2 B} Fig. 12: BD page 18
<b>B2:R20_30</b>	{CU 2 D} Fig. 27: CU page 33
<b>B2:R20_85</b>	{CU 2 D} Fig. 27: CU page 33
<b>B2:R20_86</b>	{CU 2 D} Fig. 27: CU page 33
<b>B2:R20_87</b>	{CU 2 D} Fig. 27: CU page 33
<b>B2:R21_30</b>	{AA 2 B} Fig. 1: AA page 7
<b>B2:R21_85</b>	{AA 1 C} Fig. 1: AA page 7
<b>B2:R21_86</b>	{AA 1 B} Fig. 1: AA page 7
<b>B2:R21_87</b>	{AA 2 C} Fig. 1: AA page 7
<b>B2:R22_30</b>	{CU 1 D} Fig. 27: CU page 33
<b>B2:R22_85</b>	{CU 1 D} Fig. 27: CU page 33
<b>B2:R22_86</b>	{CU 1 D} Fig. 27: CU page 33
<b>B2:R22_87</b>	{CU 1 D} Fig. 27: CU page 33
<b>B3:R15_30</b>	{DF 1 C} Fig. 33: DF page 39
<b>B3:R15_85</b>	{DF 1 B} Fig. 33: DF page 39
<b>B3:R15_86</b>	{DF 1 C} Fig. 33: DF page 39
<b>B2306(B)0</b>	
<b>B2306(B)0</b>	



<b>FCHL:H</b>	{GD 0 E} Fig. 49: GD page 55 {GD 3 E} Fig. 49: GD page 55 {GD 2 C} Fig. 49: GD page 55 {GD 0 C} Fig. 49: GD page 55 {GD 0 C} Fig. 49: GD page 55	<b>FRC:F17_B</b>	{HB 3 B} Fig. 58: HB page 64 {HG 3 B} Fig. 63: HG page 69
<b>FCHL:J</b>	{GD 1 E} Fig. 49: GD page 55 {GD 3 E} Fig. 49: GD page 55 {GD 3 C} Fig. 49: GD page 55 {GD 1 C} Fig. 49: GD page 55 {GD 1 C} Fig. 49: GD page 55	<b>FRC:F18_B</b>	{CU 1 A} Fig. 27: CU page 33
<b>FCHL:K</b>	{BA 3 B} Fig. 9: BA page 15	<b>FRC:F19_B</b>	{GB 1 B} Fig. 47: GB page 53
<b>FCHL:L</b>	{BA 2 A} Fig. 9: BA page 15	<b>FRC:F2_B</b>	{BA 1 B} Fig. 9: BA page 15 {KA 0 B} Fig. 73: KA page 79 {KB 2 B} Fig. 74: KB page 80 {KC 0 B} Fig. 75: KC page 81
<b>FCHL:M</b>	{GD 2 B} Fig. 49: GD page 55	<b>FRC:F20_B</b>	{BA 0 B} Fig. 9: BA page 15 {KA 1 B} Fig. 73: KA page 79 {KB 2 B} Fig. 74: KB page 80 {KC 1 A} Fig. 75: KC page 81
<b>FCPTO1:A</b>	{DP 0 C} Fig. 35: DP page 41	<b>FRC:F21_A</b>	{CC 1 A} Fig. 20: CC page 26 {CI 3 B} Fig. 24: CI page 30
<b>FCPTO1:B</b>	{DP 0 D} Fig. 35: DP page 41	<b>FRC:F21_B</b>	{CC 1 B} Fig. 20: CC page 26 {CI 3 C} Fig. 24: CI page 30
<b>FCSPJ5:A</b>	{FD 3 D} Fig. 43: FD page 49	<b>FRC:F22_B</b>	{CE 2 B} Fig. 22: CE page 28
<b>FCSPJ5:B</b>	{FD 1 C} Fig. 43: FD page 49	<b>FRC:F23_B</b>	{HA 0 B} Fig. 57: HA page 63
<b>FCSPJ5:C</b>	{FC 2 C} Fig. 42: FC page 48	<b>FRC:F24_B</b>	{BA 0 B} Fig. 9: BA page 15
<b>FCSPJ5:E</b>	{FD 2 C} Fig. 43: FD page 49	<b>FRC:F25_B</b>	{IB 1 B} Fig. 65: IB page 71
<b>FCSPJ5:G</b>	{FF 2 C} Fig. 45: FF page 51	<b>FRC:F26_A</b>	{AB 1 D} Fig. 2: AB page 8
<b>FCSPJ5:H</b>	{FC 3 C} Fig. 42: FC page 48	<b>FRC:F26_B</b>	{GP 0 B} Fig. 55: GP page 61
<b>FCSPJ5:K</b>	{GQ 2 C} Fig. 56: GQ page 62	<b>FRC:F27_B</b>	{FD 2 A} Fig. 43: FD page 49
<b>FCSPJ5:L</b>	{FD 1 D} Fig. 43: FD page 49	<b>FRC:F28_B</b>	{JA 1 B} Fig. 70: JA page 76
<b>FCSPJ5:M</b>	{FF 2 C} Fig. 45: FF page 51	<b>FRC:F29_B</b>	{BH 1 B} Fig. 16: BH page 22
<b>FCSPJ5:N</b>	{GQ 2 C} Fig. 56: GQ page 62	<b>FRC:F3_A</b>	{AB 3 D} Fig. 2: AB page 8
<b>FCSPJ5:R</b>	{FC 2 D} Fig. 42: FC page 48	<b>FRC:F3_B</b>	{IC 1 A} Fig. 66: IC page 72 {ID 2 A} Fig. 67: ID page 73
<b>FCSPJ5:S</b>	{FD 2 D} Fig. 43: FD page 49	<b>FRC:F30_B</b>	{GI 1 B} Fig. 54: GI page 60
<b>FCSPJ6:A</b>	{FC 1 D} Fig. 42: FC page 48	<b>FRC:F31_A</b>	{AB 2 D} Fig. 2: AB page 8
<b>FCSPJ6:B</b>	{FD 2 C} Fig. 43: FD page 49	<b>FRC:F31_B</b>	{FE 1 A} Fig. 44: FE page 50 {FF 2 A} Fig. 45: FF page 51 {GI 1 B} Fig. 54: GI page 60
<b>FCSPJ6:C</b>	{FC 0 C} Fig. 42: FC page 48	<b>FRC:F32_B</b>	{FA 2 A} Fig. 40: FA page 46
<b>FCSPJ6:E</b>	{FD 3 C} Fig. 43: FD page 49	<b>FRC:F33_B</b>	{IB 1 B} Fig. 65: IB page 71
<b>FCSPJ6:F</b>	{CH 2 C} Fig. 23: CH page 29	<b>FRC:F34_B</b>	{IB 0 B} Fig. 65: IB page 71
<b>FCSPJ6:G</b>	{FB 1 C} Fig. 41: FB page 47	<b>FRC:F35_B</b>	{JB 2 B} Fig. 71: JB page 77
<b>FCSPJ6:H</b>	{FC 1 C} Fig. 42: FC page 48	<b>FRC:F36_B</b>	{EE 3 B} Fig. 39: EE page 45
<b>FCSPJ6:J</b>	{FB 0 C} Fig. 41: FB page 47	<b>FRC:F37_B</b>	{GA 1 B} Fig. 46: GA page 52
<b>FCSPJ6:K</b>	{GQ 3 C} Fig. 56: GQ page 62	<b>FRC:F38_A</b>	{AA 3 C} Fig. 1: AA page 7
<b>FCSPJ6:L</b>	{FD 2 D} Fig. 43: FD page 49	<b>FRC:F38_B</b>	{DC 0 B} Fig. 30: DC page 36 {DD 1 B} Fig. 31: DD page 37 {DG 1 A} Fig. 34: DG page 40 {DF 1 B} Fig. 33: DF page 39 {DA 4 D} Fig. 28: DA page 34 {DB 0 B} Fig. 29: DB page 35 {CU 2 A} Fig. 27: CU page 33
<b>FCSPJ6:M</b>	{FB 1 D} Fig. 41: FB page 47	<b>FRC:F39_B</b>	{AB 3 D} Fig. 2: AB page 8
<b>FCSPJ6:N</b>	{GQ 3 C} Fig. 56: GQ page 62	<b>FRC:F4_A</b>	{IC 3 A} Fig. 66: IC page 72
<b>FCSPJ6:P</b>	{FB 2 C} Fig. 41: FB page 47	<b>FRC:F4_B</b>	{ID 1 A} Fig. 67: ID page 73
<b>FCSPJ6:R</b>	{FC 0 D} Fig. 42: FC page 48	<b>FRC:F40_B</b>	{DP 2 B} Fig. 35: DP page 41
<b>FCSPJ6:S</b>	{FC 3 D} Fig. 42: FC page 48	<b>FRC:F42_B</b>	{GB 3 B} Fig. 47: GB page 53
<b>FCSS:A</b>	{JB 1 D} Fig. 71: JB page 77	<b>FRC:F43_B</b>	{GB 2 A} Fig. 47: GB page 53
<b>FCSS:B</b>	{JB 2 D} Fig. 71: JB page 77	<b>FRC:F44_A</b>	{AA 0 C} Fig. 1: AA page 7
<b>FCSS:C</b>	{JB 1 D} Fig. 71: JB page 77	<b>FRC:F44_B</b>	{GQ 1 B} Fig. 56: GQ page 62
<b>FCWB:A</b>	{GP 3 D} Fig. 55: GP page 61	<b>FRC:F45_B</b>	{GB 3 A} Fig. 47: GB page 53
<b>FCWB:C</b>	{GP 3 C} Fig. 55: GP page 61	<b>FRC:F46_B</b>	{HB 1 B} Fig. 58: HB page 64 {HF 2 B} Fig. 62: HF page 68
<b>FRC:BI-1_2</b>	{BD 2 B} Fig. 12: BD page 18	<b>FRC:F47_B</b>	{HB 2 B} Fig. 58: HB page 64 {BH 0 B} Fig. 16: BH page 22
<b>FRC:BI-2_2</b>	{BC 1 B} Fig. 11: BC page 17	<b>FRC:F48_B</b>	{HB 1 B} Fig. 58: HB page 64 {GI 3 B} Fig. 54: GI page 60
<b>FRC:BI-3_1</b>	{AC 3 D} Fig. 3: AC page 9	<b>FRC:F49_B</b>	{GB 3 B} Fig. 47: GB page 53
<b>FRC:BI-3_2</b>	{GC 2 B} Fig. 48: GC page 54	<b>FRC:F50_B</b>	{HB 2 B} Fig. 58: HB page 64 {HG 1 B} Fig. 63: HG page 69
<b>FRC:BI-4_2</b>	{FF 2 B} Fig. 45: FF page 51	<b>FRC:F51_A</b>	{AA 0 B} Fig. 1: AA page 7
<b>FRC:BI-5_2</b>	{BC 1 B} Fig. 11: BC page 17	<b>FRC:F51_B</b>	{HA 0 B} Fig. 57: HA page 63
<b>FRC:BI-6_2</b>	{BD 2 B} Fig. 12: BD page 18	<b>FRC:F52_B</b>	{AA 0 C} Fig. 1: AA page 7
<b>FRC:F1_B</b>	{IC 2 A} Fig. 66: IC page 72 {ID 3 A} Fig. 67: ID page 73		
<b>FRC:F10_B</b>	{GB 2 B} Fig. 47: GB page 53		
<b>FRC:F11_B</b>	{BD 2 A} Fig. 12: BD page 18		
<b>FRC:F12_B</b>	{XA 2 A} Fig. 78: XA page 84 {BC 1 A} Fig. 11: BC page 17		
<b>FRC:F13_B</b>	{BE 0 B} Fig. 13: BE page 19 {BF 1 B} Fig. 14: BF page 20 {BG 1 B} Fig. 15: BG page 21		
<b>FRC:F14_B</b>	{EE 4 A} Fig. 39: EE page 45		
<b>FRC:F15_B</b>	{AB 1 B} Fig. 2: AB page 8		
<b>FRC:F16_B</b>	{GB 3 A} Fig. 47: GB page 53		
<b>FRC:F17_A</b>	{AB 2 B} Fig. 2: AB page 8		

<b>FRC:F53_B</b>	{IE 2 B} Fig. 64: IA page 70	<b>FRC:R14_30</b>	{FB 3 A} Fig. 41: FB page 47
<b>FRC:F54_B</b>	{EA 2 B} Fig. 36: EA page 42		{CU 1 A} Fig. 27: CU page 33
	{EC 2 A} Fig. 37: EC page 43	<b>FRC:R14_85</b>	{FB 2 B} Fig. 41: FB page 47
<b>FRC:F55_B</b>	{GC 2 A} Fig. 48: GC page 54		{CU 1 B} Fig. 27: CU page 33
<b>FRC:F57_B</b>	{EA 2 B} Fig. 36: EA page 42	<b>FRC:R14_86</b>	{FB 2 A} Fig. 41: FB page 47
	{EC 2 A} Fig. 37: EC page 43		{CU 1 A} Fig. 27: CU page 33
<b>FRC:F58_A</b>	{AA 2 D} Fig. 1: AA page 7	<b>FRC:R14_87</b>	{FB 3 B} Fig. 41: FB page 47
<b>FRC:F58_B</b>	{GA 1 B} Fig. 46: GA page 52		{CU 1 B} Fig. 27: CU page 33
<b>FRC:F59_B</b>	{BE 1 B} Fig. 13: BE page 19	<b>FRC:R14_87A</b>	{FB 3 B} Fig. 41: FB page 47
	{BF 1 B} Fig. 14: BF page 20	<b>FRC:R2_30</b>	{AB 2 C} Fig. 2: AB page 8
	{BG 1 B} Fig. 15: BG page 21	<b>FRC:R2_85</b>	{AB 2 D} Fig. 2: AB page 8
<b>FRC:F60_B</b>	{HB 3 A} Fig. 58: HB page 64	<b>FRC:R2_86</b>	{AB 1 C} Fig. 2: AB page 8
	{HG 3 B} Fig. 63: HG page 69	<b>FRC:R2_87</b>	{AB 2 D} Fig. 2: AB page 8
<b>FRC:F61_B</b>	{BC 1 A} Fig. 11: BC page 17	<b>FRC:R3_30</b>	{GB 2 B} Fig. 47: GB page 53
<b>FRC:F63_B</b>	{FC 1 B} Fig. 42: FC page 48	<b>FRC:R3_85</b>	{GB 2 B} Fig. 47: GB page 53
<b>FRC:F64_B</b>	{BH 1 B} Fig. 16: BH page 22	<b>FRC:R3_86</b>	{GB 1 B} Fig. 47: GB page 53
<b>FRC:F65_B</b>	{BH 0 B} Fig. 16: BH page 22	<b>FRC:R3_87</b>	{GB 2 B} Fig. 47: GB page 53
<b>FRC:F66_A</b>	{AA 3 D} Fig. 1: AA page 7	<b>FRC:R4_30</b>	{AE 0 C} Fig. 5: AE page 11
<b>FRC:F66_B</b>	{BD 2 B} Fig. 12: BD page 18	<b>FRC:R4_85</b>	{AE 0 B} Fig. 5: AE page 11
<b>FRC:F70_A</b>	{AE 2 A} Fig. 5: AE page 11	<b>FRC:R4_86</b>	{AE 0 C} Fig. 5: AE page 11
<b>FRC:F70_B</b>	{AE 3 A} Fig. 5: AE page 11	<b>FRC:R4_87</b>	{AE 0 B} Fig. 5: AE page 11
<b>FRC:F71_B</b>	{AE 2 A} Fig. 5: AE page 11	<b>FRC:R5_30</b>	{AB 1 C} Fig. 2: AB page 8
<b>FRC:F72_A</b>	{AE 0 A} Fig. 5: AE page 11	<b>FRC:R5_85</b>	{AB 0 D} Fig. 2: AB page 8
<b>FRC:F72_B</b>	{AE 1 B} Fig. 5: AE page 11	<b>FRC:R5_86</b>	{AB 1 C} Fig. 2: AB page 8
<b>FRC:F73_B</b>	{AE 0 B} Fig. 5: AE page 11	<b>FRC:R5_87</b>	{AB 1 D} Fig. 2: AB page 8
<b>FRC:F77_B</b>	{IF 0 B} Fig. 69: IF page 75	<b>FRC:R5_87A</b>	{FB 3 B} Fig. 41: FB page 47
<b>FRC:F78_B</b>	{IA 1 B} Fig. 64: IA page 70	<b>FRC:R6_30</b>	{GB 1 B} Fig. 47: GB page 53
<b>FRC:F79_A</b>	{IF 3 B} Fig. 69: IF page 75	<b>FRC:R6_85</b>	{GB 1 B} Fig. 47: GB page 53
<b>FRC:F79_B</b>	{AE 3 A} Fig. 5: AE page 11	<b>FRC:R6_86</b>	{GB 0 B} Fig. 47: GB page 53
<b>FRC:F8_B</b>	{GB 2 A} Fig. 47: GB page 53	<b>FRC:R6_87</b>	{GB 1 B} Fig. 47: GB page 53
<b>FRC:F80_A</b>	{AA 1 D} Fig. 1: AA page 7	<b>FRC:R7_30</b>	{DP 1 B} Fig. 35: DP page 41
<b>FRC:F80_B</b>	{HB 1 B} Fig. 58: HB page 64	<b>FRC:R7_85</b>	{DP 1 B} Fig. 35: DP page 41
<b>FRC:F81_B</b>	{NA 1 B} Fig. 77: NA page 83	<b>FRC:R7_86</b>	{DP 1 B} Fig. 35: DP page 41
<b>FRC:F82_B</b>	{IF 2 B} Fig. 69: IF page 75	<b>FRC:R7_87</b>	{DP 1 B} Fig. 35: DP page 41
<b>FRC:F9_A</b>	{AB 3 C} Fig. 2: AB page 8	<b>FRC:R8_30</b>	{AA 2 B} Fig. 1: AA page 7
<b>FRC:F9_B</b>	{MA 2 B} Fig. 76: MA page 82	<b>FRC:R8_30</b>	{AA 2 B} Fig. 1: AA page 7
<b>FRC:R1_30</b>	{AA 3 C} Fig. 1: AA page 7	<b>FRC:R8_85</b>	{AA 2 C} Fig. 1: AA page 7
<b>FRC:R1_85</b>	{AA 3 C} Fig. 1: AA page 7	<b>FRC:R8_86</b>	{AA 2 B} Fig. 1: AA page 7
<b>FRC:R1_86</b>	{AA 3 C} Fig. 1: AA page 7	<b>FRC:R8_87</b>	{AA 2 C} Fig. 1: AA page 7
<b>FRC:R1_87</b>	{AA 3 C} Fig. 1: AA page 7	<b>FRC:R9_30</b>	{MA 2 B} Fig. 76: MA page 82
<b>FRC:R10_30</b>	{GQ 0 B} Fig. 56: GQ page 62	<b>FRC:R9_85</b>	{MA 2 B} Fig. 76: MA page 82
<b>FRC:R10_85</b>	{GQ 0 C} Fig. 56: GQ page 62	<b>FRC:R9_86</b>	{MA 2 B} Fig. 76: MA page 82
<b>FRC:R10_86</b>	{GQ 0 C} Fig. 56: GQ page 62	<b>FRC:R9_87</b>	{MA 2 B} Fig. 76: MA page 82
<b>FRC:R10_87</b>	{GQ 0 C} Fig. 56: GQ page 62	<b>HLMLX:A</b>	{GD 1 E} Fig. 49: GD page 55
<b>FRC:R11_30</b>	{IA 1 C} Fig. 64: IA page 70	<b>HLMLX:B</b>	{GD 1 E} Fig. 49: GD page 55
<b>FRC:R11_85</b>	{IA 3 B} Fig. 64: IA page 70	<b>LKDL:A</b>	{IE 1 B} Fig. 68: IE page 74
	{IA 3 C} Fig. 64: IA page 70	<b>LKDL:B</b>	{IE 1 B} Fig. 68: IE page 74
	{IA 2 D} Fig. 64: IA page 70	<b>LKDL:C</b>	{IE 2 C} Fig. 68: IE page 74
	{IA 2 C} Fig. 64: IA page 70	<b>LKDL:D</b>	{IE 1 C} Fig. 68: IE page 74
<b>FRC:R11_86</b>	{IA 2 C} Fig. 64: IA page 70	<b>LKDL:E</b>	{IE 1 C} Fig. 68: IE page 74
<b>FRC:R11_87</b>	{IA 1 C} Fig. 64: IA page 70	<b>LKDR:A</b>	{IE 2 C} Fig. 68: IE page 74
<b>FRC:R12_30</b>	{GP 1 B} Fig. 55: GP page 61	<b>LKDR:B</b>	{IE 2 C} Fig. 68: IE page 74
<b>FRC:R12_85</b>	{GP 0 B} Fig. 55: GP page 61	<b>LKDR:C</b>	{IE 2 C} Fig. 68: IE page 74
<b>FRC:R12_86</b>	{GP 0 B} Fig. 55: GP page 61	<b>MC141A:A</b>	{GB 1 A} Fig. 47: GB page 53
<b>FRC:R12_87</b>	{GP 0 C} Fig. 55: GP page 61	<b>MC141A:B</b>	{DP 2 B} Fig. 35: DP page 41
<b>FRC:R12_87A</b>	{GP 0 C} Fig. 55: GP page 61	<b>MC141A:C</b>	{JC 0 A} Fig. 72: JC page 78
<b>FRC:R13_30</b>	{DB 1 B} Fig. 29: DB page 35	<b>MC141A:E</b>	{DB 0 A} Fig. 29: DB page 35
	{DA 3 C} Fig. 28: DA page 34		{DE 1 A} Fig. 32: DE page 38
	{DF 0 C} Fig. 33: DF page 39		{DE 1 E} Fig. 32: DE page 38
<b>FRC:R13_85</b>	{DB 1 B} Fig. 29: DB page 35	<b>MC141A:F</b>	{FE 2 A} Fig. 44: FE page 50
	{DA 3 D} Fig. 28: DA page 34	<b>MC141A:G</b>	{FB 0 A} Fig. 41: FB page 47
	{DF 0 B} Fig. 33: DF page 39	<b>MC141A:H</b>	{CU 0 A} Fig. 27: CU page 33
<b>FRC:R13_86</b>	{DB 1 B} Fig. 29: DB page 35	<b>MC141A:J</b>	{HB 0 A} Fig. 58: HB page 64
	{DA 3 C} Fig. 28: DA page 34		{DE 2 A} Fig. 32: DE page 38
	{DF 0 C} Fig. 33: DF page 39	<b>MC141A:K</b>	{GI 1 A} Fig. 54: GI page 60
<b>FRC:R13_87</b>	{DB 1 B} Fig. 29: DB page 35	<b>MC141A-B:A</b>	{GB 1 A} Fig. 47: GB page 53
	{DA 3 D} Fig. 28: DA page 34	<b>MC141A-B:B</b>	{FD 1 A} Fig. 43: FD page 49
	{DF 0 B} Fig. 33: DF page 39	<b>MC141A-B:C</b>	{FC 0 A} Fig. 42: FC page 48

<b>MC141A-B:D</b>	{FC 2 A} Fig. 42: FC page 48	<b>MCAT1:B</b>	{DE 0 D} Fig. 32: DE page 38
<b>MC141A-B:E</b>	{EA 4 A} Fig. 36: EA page 42	<b>MCAT1:C</b>	{DE 0 D} Fig. 32: DE page 38
	{EC 3 A} Fig. 36: EA page 42	<b>MCAT1:D</b>	{DE 1 D} Fig. 32: DE page 38
<b>MC141A-B:H</b>	{CH 2 A} Fig. 23: CH page 29	<b>MCAT1:E</b>	{DE 0 D} Fig. 32: DE page 38
<b>MCABS:A</b>	{EA 3 B} Fig. 36: EA page 42	<b>MCAT1:F</b>	{DE 0 D} Fig. 32: DE page 38
	{EC 3 B} Fig. 37: EC page 43	<b>MCAT1:J</b>	{DE 1 D} Fig. 32: DE page 38
<b>MCABS:B</b>	{EA 3 B} Fig. 36: EA page 42	<b>MCAT1:K</b>	{DE 1 D} Fig. 32: DE page 38
	{EC 2 B} Fig. 37: EC page 43	<b>MCAT1:L</b>	{DE 1 D} Fig. 32: DE page 38
<b>MCABS:C</b>	{EA 3 C} Fig. 36: EA page 42	<b>MCAT1:M</b>	{DE 1 D} Fig. 32: DE page 38
	{EC 3 C} Fig. 37: EC page 43	<b>MCAT1:N</b>	{DE 1 D} Fig. 32: DE page 38
<b>MCABS:D</b>	{EA 2 B} Fig. 36: EA page 42	<b>MCAT1:P</b>	{DE 1 D} Fig. 32: DE page 38
	{EC 2 B} Fig. 37: EC page 43	<b>MCAT1:R</b>	{DE 2 D} Fig. 32: DE page 38
<b>MCABS:E</b>	{EA 2 B} Fig. 36: EA page 42	<b>MCAT1:S</b>	{DE 1 D} Fig. 32: DE page 38
	{EC 2 B} Fig. 37: EC page 43	<b>MCAT2:A</b>	{DF 1 C} Fig. 33: DF page 39
<b>MCABS:F</b>	{EA 4 A} Fig. 36: EA page 42	<b>MCAT2:B</b>	{DE 2 D} Fig. 32: DE page 38
	{EC 3 A} Fig. 37: EC page 43	<b>MCAT2:C</b>	{DE 2 D} Fig. 32: DE page 38
<b>MCABS:G</b>	{EA 2 B} Fig. 36: EA page 42	<b>MCAT2:D</b>	{DE 1 D} Fig. 32: DE page 38
	{EC 3 B} Fig. 37: EC page 43	<b>MCAT2:E</b>	{DE 1 D} Fig. 32: DE page 38
<b>MCABS:H</b>	{EA 2 B} Fig. 36: EA page 42	<b>MCAT2:F</b>	{DE 2 D} Fig. 32: DE page 38
	{EC 3 B} Fig. 37: EC page 43	<b>MCAT2:G</b>	{DE 3 D} Fig. 32: DE page 38
<b>MCABS:J</b>	{EA 3 C} Fig. 36: EA page 42	<b>MCAT2:H</b>	{DF 4 B} Fig. 33: DF page 39
	{EC 3 C} Fig. 37: EC page 43	<b>MCAT2:J</b>	{DF 3 B} Fig. 33: DF page 39
<b>MCABS:K</b>	{EA 3 C} Fig. 36: EA page 42	<b>MCAT2:K</b>	{DE 3 D} Fig. 32: DE page 38
	{EC 3 C} Fig. 37: EC page 43	<b>MCAT2:L</b>	{DE 3 D} Fig. 32: DE page 38
<b>MCALS:A</b>	{DE 1 B} Fig. 32: DE page 38	<b>MCAT2:M</b>	{DE 3 D} Fig. 32: DE page 38
<b>MCALS:B</b>	{DE 1 B} Fig. 32: DE page 38	<b>MCAT2:N</b>	{DE 3 D} Fig. 32: DE page 38
<b>MCALS:C</b>	{DE 1 B} Fig. 32: DE page 38	<b>MCAT2:P</b>	{DE 3 D} Fig. 32: DE page 38
<b>MCALS:D</b>	{DE 1 B} Fig. 32: DE page 38	<b>MCAT2:R</b>	{DE 3 D} Fig. 32: DE page 38
<b>MCALS:E</b>	{DE 1 B} Fig. 32: DE page 38	<b>MCAT2:S</b>	{DE 0 D} Fig. 32: DE page 38
<b>MCALS:F</b>	{DE 1 B} Fig. 32: DE page 38	<b>MCAX1:A</b>	{NA 0 B} Fig. 77: NA page 83
<b>MCALS:G</b>	{DE 1 B} Fig. 32: DE page 38	<b>MCAX1:B</b>	{NA 1 D} Fig. 77: NA page 83
<b>MCALS:H</b>	{DE 2 B} Fig. 32: DE page 38	<b>MCAX2:A</b>	{NA 1 B} Fig. 77: NA page 83
<b>MCALS:J</b>	{DE 1 B} Fig. 32: DE page 38	<b>MCAX2:B</b>	{NA 2 D} Fig. 77: NA page 83
<b>MCALS:K</b>	{DE 2 B} Fig. 32: DE page 38	<b>MCAX3:A</b>	{NA 2 B} Fig. 77: NA page 83
<b>MCALS:L</b>	{DE 2 B} Fig. 32: DE page 38	<b>MCAX3:B</b>	{NA 3 D} Fig. 77: NA page 83
<b>MCALS:M</b>	{DE 1 B} Fig. 32: DE page 38	<b>MABB:A</b>	{BI 1 B} Fig. 17: BI page 23
<b>MCALS:N</b>	{DE 1 B} Fig. 32: DE page 38	<b>MABB:B</b>	{BI 1 B} Fig. 17: BI page 23
<b>MCALS:P</b>	{DE 1 B} Fig. 32: DE page 38	<b>MABOC:A</b>	{GG 2 B} Fig. 52: GG page 58
<b>MCAS:A</b>	{DB 2 B} Fig. 29: DB page 35		{GG 1 B} Fig. 52: GG page 58
	{DA 2 C} Fig. 28: DA page 34	<b>MABOC:B</b>	{GG 1 B} Fig. 52: GG page 58
<b>MCAS:B</b>	{DB 2 B} Fig. 29: DB page 35		{GG 2 D} Fig. 52: GG page 58
	{DA 1 C} Fig. 28: DA page 34		{GG 1 D} Fig. 52: GG page 58
<b>MCAS:C</b>	{DB 1 B} Fig. 29: DB page 35		{GG 1 D} Fig. 52: GG page 58
	{DA 1 C} Fig. 28: DA page 34	<b>MCCB:A</b>	{IF 3 C} Fig. 69: IF page 75
<b>MCAS:D</b>	{DB 1 B} Fig. 29: DB page 35	<b>MCCB:B</b>	{IF 3 D} Fig. 69: IF page 75
	{DA 1 C} Fig. 28: DA page 34	<b>MCDL2:A</b>	{IC 2 B} Fig. 66: IC page 72
<b>MCAS:E</b>	{DB 1 C} Fig. 29: DB page 35		{ID 3 B} Fig. 67: ID page 73
<b>MCAS1:A</b>	{DB 0 C} Fig. 29: DB page 35	<b>MCDL2:B</b>	{IC 1 B} Fig. 66: IC page 72
<b>MCAS1:B</b>	{DB 1 C} Fig. 29: DB page 35	<b>MCDL2:C</b>	{IC 1 C} Fig. 66: IC page 72
<b>MCAS1:C</b>	{DB 0 C} Fig. 29: DB page 35	<b>MCDL2:D</b>	{IC 1 B} Fig. 66: IC page 72
<b>MCAS1:D</b>	{DB 0 C} Fig. 29: DB page 35	<b>MCDL2:E</b>	{IC 2 B} Fig. 66: IC page 72
<b>MCAS1:E</b>	{DB 1 C} Fig. 29: DB page 35		{ID 3 C} Fig. 67: ID page 73
<b>MCAS1:F</b>	{DB 1 C} Fig. 29: DB page 35	<b>MCDL2:F</b>	{IC 2 B} Fig. 66: IC page 72
<b>MCAS1:G</b>	{DB 1 C} Fig. 29: DB page 35	<b>MCDL2:G</b>	{IC 2 B} Fig. 66: IC page 72
<b>MCAS1:H</b>	{DB 1 C} Fig. 29: DB page 35		{ID 3 C} Fig. 67: ID page 73
<b>MCAS1:K</b>	{DB 0 C} Fig. 29: DB page 35	<b>MCDL2:H</b>	{IC 2 C} Fig. 66: IC page 72
<b>MCAS1:L</b>	{DB 2 C} Fig. 29: DB page 35		{ID 2 C} Fig. 67: ID page 73
<b>MCAS1:M</b>	{DB 2 C} Fig. 29: DB page 35	<b>MCDL3:A</b>	{IC 1 B} Fig. 66: IC page 72
<b>MCAS2:A</b>	{DB 2 C} Fig. 29: DB page 35		{ID 2 B} Fig. 67: ID page 73
<b>MCAS2:B</b>	{DB 2 C} Fig. 29: DB page 35	<b>MCDL3:B</b>	{IC 2 C} Fig. 66: IC page 72
<b>MCAS2:C</b>	{DB 2 C} Fig. 29: DB page 35	<b>MCDL3:D</b>	{IA 1 C} Fig. 64: IA page 70
<b>MCAS2:D</b>	{DB 2 C} Fig. 29: DB page 35	<b>MCDL3:E</b>	{IA 1 C} Fig. 64: IA page 70
<b>MCAS2:E</b>	{DB 2 C} Fig. 29: DB page 35	<b>MCDL3:F</b>	{AC 4 C} Fig. 3: AC page 9
<b>MCAS2:F</b>	{DB 2 C} Fig. 29: DB page 35		{ID 3 D} Fig. 67: ID page 73
<b>MCAS2:G</b>	{DB 2 C} Fig. 29: DB page 35	<b>MCDL3:G</b>	{IA 3 B} Fig. 64: IA page 70
<b>MCAS2:H</b>	{DB 2 C} Fig. 29: DB page 35		{IA 3 D} Fig. 64: IA page 70
<b>MCAS2:J</b>	{DB 2 C} Fig. 29: DB page 35		{IA 2 D} Fig. 64: IA page 70
<b>MCAT1:A</b>	{DE 0 D} Fig. 32: DE page 38		

<b>MCDL4:A</b>	{KA 0 D} Fig. 73: KA page 79 {KB 3 D} Fig. 74: KB page 80 {KC 0 D} Fig. 75: KC page 81	<b>MCFC:19</b>	{BB 2 C} Fig. 10: BB page 16
<b>MCDL4:B</b>	{KA 0 D} Fig. 73: KA page 79 {KB 4 D} Fig. 74: KB page 80 {KC 0 D} Fig. 75: KC page 81	<b>MCFC:20</b>	{BB 1 C} Fig. 10: BB page 16
<b>MCDL5:B</b>	{IA 3 C} Fig. 64: IA page 70 {IA 3 E} Fig. 64: IA page 70	<b>MCFC:21</b>	{BC 3 C} Fig. 12: BD page 18
<b>MCDL5:F</b>	{IA 3 B} Fig. 64: IA page 70 {IA 3 D} Fig. 64: IA page 70	<b>MCFC:22</b>	{BA 3 C} Fig. 9: BA page 15
<b>MCDR2:A</b>	{IA 1 C} Fig. 64: IA page 70	<b>MCFC:23</b>	{GD 0 B} Fig. 49: GD page 55
<b>MCDR2:B</b>	{AC 3 A} Fig. 3: AC page 9	<b>MCFC:24</b>	{GA 2 D} Fig. 46: GA page 52
<b>MCDR2:C</b>	{IA 1 C} Fig. 64: IA page 70	<b>MCFC:25</b>	{GA 3 D} Fig. 46: GA page 52
<b>MCDR2:D</b>	{IC 3 B} Fig. 66: IC page 72	<b>MCFC:26</b>	{GP 2 B} Fig. 55: GP page 61
<b>MCDR2:E</b>	{IC 2 C} Fig. 66: IC page 72	<b>MCFC:27</b>	{GA 3 D} Fig. 46: GA page 52
<b>MCDR2:F</b>	{IE 3 C} Fig. 68: IE page 74 {IA 2 D} Fig. 64: IA page 70	<b>MCFC:28</b>	{AG 2 B} Fig. 7: AG page 13
<b>MCDR3:A</b>	{KA 1 D} Fig. 73: KA page 79 {KB 2 D} Fig. 74: KB page 80 {KC 0 D} Fig. 75: KC page 81	<b>MCFC:29</b>	{BA 2 D} Fig. 9: BA page 15
<b>MCDR3:B</b>	{KA 1 D} Fig. 73: KA page 79 {KB 2 D} Fig. 74: KB page 80 {KC 0 D} Fig. 75: KC page 81	<b>MCFC:32</b>	{BH 0 C} Fig. 16: BH page 22
<b>MCDR5:F</b>	{IA 4 E} Fig. 64: IA page 70	<b>MCFC:33</b>	{XA 1 D} Fig. 78: XA page 84
<b>MCDR5:G</b>	{IA 4 D} Fig. 64: IA page 70	<b>MCFC:34</b>	{XA 0 D} Fig. 78: XA page 84
<b>MCEB1:A</b>	{AH 2 B} Fig. 8: AH page 14	<b>MCFC:35</b>	{GD 1 B} Fig. 49: GD page 55
<b>MCEB1:B</b>	{AH 3 C} Fig. 8: AH page 14 {AH 3 D} Fig. 8: AH page 14 {AH 1 C} Fig. 8: AH page 14	<b>MCFC:36</b>	{HA 1 C} Fig. 57: HA page 63
<b>MCEB1:C</b>	{AH 3 C} Fig. 8: AH page 14 {AH 3 D} Fig. 8: AH page 14 {AH 1 C} Fig. 8: AH page 14	<b>MCFC:37</b>	{BH 3 C} Fig. 16: BH page 22
<b>MCEB1:D</b>	{AH 3 C} Fig. 8: AH page 14 {AH 2 C} Fig. 8: AH page 14 {AH 1 C} Fig. 8: AH page 14	<b>MCFC:38</b>	{FC 3 C} Fig. 42: FC page 48 {FC 0 C} Fig. 42: FC page 48 {FC 0 C} Fig. 42: FC page 48
<b>MCEB1:E</b>	{AH 3 D} Fig. 8: AH page 14	<b>MCFC:39</b>	{FD 2 C} Fig. 43: FD page 49 {FD 3 C} Fig. 43: FD page 49 {FD 2 B} Fig. 43: FD page 49
<b>MCEB1:F</b>	{AG 4 C} Fig. 7: AG page 13	<b>MCFC:41</b>	{FD 2 C} Fig. 43: FD page 49 {FD 1 C} Fig. 43: FD page 49
<b>MCEB1:G</b>	{AG 4 C} Fig. 7: AG page 13	<b>MCFC:42</b>	{FD 1 B} Fig. 43: FD page 49 {FD 1 C} Fig. 43: FD page 49
<b>MCEB2:A</b>	{AH 3 B} Fig. 8: AH page 14 {AH 1 B} Fig. 8: AH page 14 {AH 0 B} Fig. 8: AH page 14 {AH 0 B} Fig. 8: AH page 14	<b>MCFC:44</b>	{FC 3 C} Fig. 42: FC page 48 {FC 1 C} Fig. 42: FC page 48 {JB 0 D} Fig. 71: JB page 77 {FB 1 C} Fig. 41: FB page 47 {EE 1 B} Fig. 39: EE page 45
<b>MCEB2:B</b>	{AH 3 C} Fig. 8: AH page 14 {AH 1 D} Fig. 8: AH page 14 {AH 0 D} Fig. 8: AH page 14 {AH 0 D} Fig. 8: AH page 14	<b>MCFC:45</b>	{JB 1 D} Fig. 71: JB page 77 {FB 2 C} Fig. 41: FB page 47 {EE 1 B} Fig. 39: EE page 45 {CB 0 C} Fig. 19: CB page 25
<b>MCFC:1</b>	{AE 0 C} Fig. 5: AE page 11	<b>MCFC:46</b>	{FB 0 C} Fig. 41: FB page 47
<b>MCFC:2</b>	{MA 2 C} Fig. 76: MA page 82	<b>MCFC:47</b>	{MA 3 C} Fig. 76: MA page 82
<b>MCFC:3</b>	{AE 2 D} Fig. 5: AE page 11	<b>MCFC:48</b>	{MA 1 C} Fig. 76: MA page 82
<b>MCFC:4</b>	{MA 3 C} Fig. 76: MA page 82	<b>MCFC:49</b>	{DP 4 D} Fig. 35: DP page 41
<b>MCFC:5</b>	{CE 2 B} Fig. 22: CE page 28	<b>MCFC:50</b>	{JB 0 D} Fig. 71: JB page 77 {EE 1 B} Fig. 39: EE page 45
<b>MCFC:6</b>	{FA 2 B} Fig. 40: FA page 46	<b>MCFC:51</b>	{JB 1 D} Fig. 71: JB page 77 {FE 3 B} Fig. 44: FE page 50
<b>MCFC:9</b>	{GQ 0 D} Fig. 56: GQ page 62	<b>MCFC:52</b>	{EE 2 B} Fig. 39: EE page 45 {JB 2 D} Fig. 71: JB page 77
<b>MCFC:10</b>	{GQ 3 D} Fig. 56: GQ page 62 {GQ 1 D} Fig. 56: GQ page 62	<b>MCFC:53</b>	{FE 2 B} Fig. 44: FE page 50 {EE 2 D} Fig. 39: EE page 45 {JB 0 D} Fig. 71: JB page 77
<b>MCFC:11</b>	{BA 2 D} Fig. 9: BA page 15	<b>MCFC:56</b>	{FE 2 B} Fig. 44: FE page 50 {EE 2 D} Fig. 39: EE page 45 {JB 0 D} Fig. 71: JB page 77
<b>MCFC:12</b>	{GQ 3 B} Fig. 56: GQ page 62 {GQ 2 B} Fig. 56: GQ page 62	<b>MCFC:57</b>	{EE 2 D} Fig. 39: EE page 45 {FE 1 B} Fig. 44: FE page 50
<b>MCFC:13</b>	{GE 2 B} Fig. 50: GE page 56 {GE 1 B} Fig. 50: GE page 56	<b>MCFC:58</b>	{DP 0 C} Fig. 35: DP page 41
<b>MCFC:14</b>	{GE 1 B} Fig. 50: GE page 56 {GE 0 B} Fig. 50: GE page 56 {GE 0 B} Fig. 50: GE page 56	<b>MCFC:59</b>	{CH 2 B} Fig. 23: CH page 29
<b>MCFC:15</b>	{GD 1 B} Fig. 49: GD page 55	<b>MCFC:61</b>	{BB 1 C} Fig. 10: BB page 16
<b>MCFC:16</b>	{GD 1 B} Fig. 49: GD page 55	<b>MCFC:63</b>	{BA 2 C} Fig. 9: BA page 15
<b>MCFC:17</b>	{GD 0 B} Fig. 49: GD page 55	<b>MCFC:64</b>	{BA 2 C} Fig. 9: BA page 15
<b>MCFC:18</b>	{GD 0 B} Fig. 49: GD page 55	<b>MCFC:65</b>	{BH 3 C} Fig. 16: BH page 22
		<b>MCFC:66</b>	{AD 2 B} Fig. 4: AD page 10
		<b>MCFC:68</b>	{AE 1 C} Fig. 5: AE page 11
		<b>MCFC:69</b>	{FF 2 C} Fig. 45: FF page 51
		<b>MCFC:71</b>	{BA 3 C} Fig. 9: BA page 15
		<b>MCFC:72</b>	{CC 2 C} Fig. 20: CC page 26
		<b>MCFC:75</b>	{CI 3 C} Fig. 24: CI page 30
		<b>MCFC:76</b>	{GI 1 D} Fig. 54: GI page 60 {GI 1 D} Fig. 54: GI page 60

<b>MCFC:77</b>	{GI 1 D} Fig. 54: GI page 60	<b>MCFC2:28</b>	{EA 3 D } Fig. 36: EA page 42
<b>MCFC:78</b>	{GP 1 C} Fig. 55: GP page 61		{EC 2 D} Fig. 37: EC page 43
<b>MCFC:79</b>	{GP 3 B} Fig. 55: GP page 61	<b>MCFC2:29</b>	{EA 3 D } Fig. 36: EA page 42
	{GI 1 D} Fig. 54: GI page 60		{EC 2 D} Fig. 37: EC page 43
<b>MCFC:80</b>	{GP 1 D} Fig. 55: GP page 61	<b>MCFC2:30</b>	{EA 4 D } Fig. 36: EA page 42
<b>MCFC:81</b>	{GP 2 D} Fig. 55: GP page 61		{EC 2 D} Fig. 37: EC page 43
<b>MCFC:82</b>	{GP 2 B} Fig. 55: GP page 61	<b>MCFC2:31</b>	{EA 4 D } Fig. 36: EA page 42
<b>MCFC:83</b>	{XA 3 D} Fig. 78: XA page 84		{EC 2 D} Fig. 37: EC page 43
<b>MCFC:84</b>	{XA 3 D} Fig. 78: XA page 84	<b>MCFC2:32</b>	{EA 3 D } Fig. 36: EA page 42
<b>MCFC:94</b>	{FF 2 C} Fig. 45: FF page 51		{EC 2 D} Fig. 37: EC page 43
<b>MCFC:95</b>	{GD 0 A} Fig. 49: GD page 55	<b>MCFC2:33</b>	{ED 0 C} Fig. 38: ED page 44
<b>MCFC:96</b>	{MA 2 C} Fig. 76: MA page 82	<b>MCFC2:34</b>	{ED 0 C} Fig. 38: ED page 44
<b>MCFC:97</b>	{GA 2 D} Fig. 46: GA page 52	<b>MCFC2:35</b>	{ED 3 B} Fig. 38: ED page 44
<b>MCFC:98</b>	{MA 2 C} Fig. 76: MA page 82	<b>MCFC2:36</b>	{ED 3 B} Fig. 38: ED page 44
<b>MCFC2:1</b>	{EA 0 D} Fig. 36: EA page 42	<b>MCFC2:37</b>	{ED 3 B} Fig. 38: ED page 44
<b>MCFC2:2</b>	{EA 0 D} Fig. 36: EA page 42	<b>MCFC2:38</b>	{ED 1 C} Fig. 38: ED page 44
	{EC 0 C} Fig. 37: EC page 43	<b>MCFC2:39</b>	{ED 1 C} Fig. 38: ED page 44
<b>MCFC2:3</b>	{EA 1 D} Fig. 36: EA page 42	<b>MCFC2:40</b>	{ED 1 C} Fig. 38: ED page 44
	{EC 3 D} Fig. 37: EC page 43	<b>MCFC2:41</b>	{ED 1 C} Fig. 38: ED page 44
<b>MCFC2:4</b>	{EA 1 D} Fig. 36: EA page 42	<b>MCLA:A</b>	{FB 3 B} Fig. 41: FB page 47
	{EC 3 D} Fig. 37: EC page 43	<b>MCLA:B</b>	{FB 0 C} Fig. 41: FB page 47
<b>MCFC2:5</b>	{EA 1 D} Fig. 36: EA page 42	<b>MCLA:C</b>	{FB 1 C} Fig. 41: FB page 47
	{EC 0 D} Fig. 37: EC page 43	<b>MCLA:D</b>	{FB 2 C} Fig. 41: FB page 47
<b>MCFC2:6</b>	{EA 2 D} Fig. 36: EA page 42	<b>MCLA:E</b>	{FB 1 C} Fig. 41: FB page 47
	{EC 1 C} Fig. 37: EC page 43	<b>MCLA:F</b>	{FB 0 B} Fig. 41: FB page 47
<b>MCFC2:7</b>	{EA 1 D} Fig. 36: EA page 42	<b>MCLA:G</b>	{FB 0 C} Fig. 41: FB page 47
	{EC 3 D} Fig. 37: EC page 43	<b>MCLK:A</b>	{IE 2 B} Fig. 68: IE page 74
<b>MCFC2:8</b>	{EA 1 D} Fig. 36: EA page 42	<b>MCLK:B</b>	{IE 2 B} Fig. 68: IE page 74
	{EC 3 D} Fig. 37: EC page 43	<b>MCLK:C</b>	{IE 2 B} Fig. 68: IE page 74
<b>MCFC2:9</b>	{EA 1 D} Fig. 36: EA page 42	<b>MCLK:D</b>	{IE 2 B} Fig. 68: IE page 74
	{EC 4 D} Fig. 37: EC page 43	<b>MCLK:E</b>	{IE 2 B} Fig. 68: IE page 74
<b>MCFC2:10</b>	{EA 1 D} Fig. 36: EA page 42	<b>MCMC1:A</b>	{CC 2 B} Fig. 20: CC page 26
	{EC 4 D} Fig. 37: EC page 43		{CC 2 B} Fig. 20: CC page 26
<b>MCFC2:11</b>	{EA 2 D} Fig. 36: EA page 42	<b>MCMC1:B</b>	{DA 4 C} Fig. 28: DA page 34
	{EC 1 C} Fig. 37: EC page 43	<b>MCMC1:C</b>	{DA 4 C} Fig. 28: DA page 34
<b>MCFC2:12</b>	{EA 2 D} Fig. 36: EA page 42	<b>MCMC1:D</b>	{AE 1 B} Fig. 5: AE page 11
	{EC 1 C} Fig. 37: EC page 43		{AE 1 C} Fig. 5: AE page 11
<b>MCFC2:13</b>	{EA 0 C} Fig. 36: EA page 42	<b>MCMC1:E</b>	{DA 4 C} Fig. 28: DA page 34
	{EC 0 C} Fig. 37: EC page 43	<b>MCMC2:C</b>	{AF 3 C} Fig. 6: AF page 12
<b>MCFC2:14</b>	{EA 0 C} Fig. 36: EA page 42		{AF 3 C} Fig. 6: AF page 12
	{EC 0 C} Fig. 37: EC page 43	<b>MCMC3:A</b>	{BB 1 D} Fig. 10: BB page 16
<b>MCFC2:15</b>	{EA 0 C} Fig. 36: EA page 42	<b>MCMC3:B</b>	{BB 1 D} Fig. 10: BB page 16
	{EC 0 C} Fig. 37: EC page 43	<b>MCMC3:C</b>	{BB 1 D} Fig. 10: BB page 16
<b>MCFC2:16</b>	{EA 1 C} Fig. 36: EA page 42	<b>MCMC3:E</b>	{GA 3 B} Fig. 46: GA page 52
	{EC 1 C} Fig. 37: EC page 43		{JC 1 D} Fig. 72: JC page 78
<b>MCFC2:17</b>	{EA 1 C} Fig. 36: EA page 42		{BB 1 D} Fig. 10: BB page 16
	{EC 1 C} Fig. 37: EC page 43	<b>MCMC3:F</b>	{GA 3 C} Fig. 46: GA page 52
<b>MCFC2:18</b>	{EA 1 C} Fig. 36: EA page 42		{JC 0 D} Fig. 72: JC page 78
	{EC 1 C} Fig. 37: EC page 43		{BB 1 D} Fig. 10: BB page 16
<b>MCFC2:19</b>	{EA 1 C} Fig. 36: EA page 42	<b>MCMC3:G</b>	{GA 3 C} Fig. 46: GA page 52
	{EC 0 C} Fig. 37: EC page 43		{BB 1 D} Fig. 10: BB page 16
<b>MCFC2:20</b>	{EA 1 C} Fig. 36: EA page 42	<b>MCMC3:H</b>	{JC 0 B} Fig. 72: JC page 78
	{EC 0 C} Fig. 37: EC page 43	<b>MCMC4:A</b>	{DP 1 C} Fig. 35: DP page 41
<b>MCFC2:21</b>	{EA 1 C} Fig. 36: EA page 42		{DP 1 C} Fig. 35: DP page 41
	{EC 2 C} Fig. 37: EC page 43	<b>MCMC4:B</b>	{DP 3 A} Fig. 35: DP page 41
<b>MCFC2:22</b>	{EA 1 C} Fig. 36: EA page 42	<b>MCMC4:C</b>	{DP 2 D} Fig. 35: DP page 41
	{EC 1 C} Fig. 37: EC page 43	<b>MCMC4:D</b>	{DP 4 C} Fig. 35: DP page 41
<b>MCFC2:23</b>	{EA 3 D} Fig. 36: EA page 42	<b>MCMC5:A</b>	{CC 3 B} Fig. 20: CC page 26
	{EC 1 D} Fig. 37: EC page 43		{CC 3 B} Fig. 20: CC page 26
<b>MCFC2:24</b>	{EA 3 D } Fig. 36: EA page 42	<b>MCMC5:B</b>	{DB 1 C} Fig. 29: DB page 35
	{EC 2 D} Fig. 37: EC page 43	<b>MCMC5:C</b>	{DB 1 C} Fig. 29: DB page 35
<b>MCFC2:25</b>	{EA 2 D } Fig. 36: EA page 42	<b>MCMC5:D</b>	{AE 3 B} Fig. 5: AE page 11
	{EC 1 D} Fig. 37: EC page 43		{AE 3 B} Fig. 5: AE page 11
<b>MCFC2:26</b>	{EA 2 D } Fig. 36: EA page 42	<b>MCMI:E</b>	{JC 1 D} Fig. 72: JC page 78
	{EC 1 D} Fig. 37: EC page 43	<b>MCMI:F</b>	{JC 0 D} Fig. 72: JC page 78
<b>MCFC2:27</b>	{EA 3 D } Fig. 36: EA page 42	<b>MCMI:H</b>	{JC 0 B} Fig. 72: JC page 78
	{EC 2 D} Fig. 37: EC page 43		

<b>MCMJ1:1</b>	{IC 3 B} Fig. 66: IC page 72	<b>MCSL1:A</b>	{KB 1 D} Fig. 74: KB page 80
	{ID 4 D} Fig. 67: ID page 73		{KB 0 B} Fig. 74: KB page 80
<b>MCMJ1:2</b>	{IC 4 B} Fig. 66: IC page 72		{KB 0 D} Fig. 74: KB page 80
	{ID 4 D} Fig. 67: ID page 73		{KC 4 C} Fig. 75: KC page 81
<b>MCMJ1:3</b>	{IC 3 D} Fig. 66: IC page 72	<b>MCSL1:B</b>	{KC 2 C} Fig. 75: KC page 81
	{ID 3 D} Fig. 67: ID page 73		{KB 1 D} Fig. 74: KB page 80
<b>MCMJ1:4</b>	{IC 3 B} Fig. 66: IC page 72		{KB 1 B} Fig. 74: KB page 80
<b>MCMJ1:5</b>	{IC 3 B} Fig. 66: IC page 72		{KB 0 D} Fig. 74: KB page 80
	{ID 3 D} Fig. 67: ID page 73		{KC 4 C} Fig. 75: KC page 81
<b>MCMJ2:1</b>	{IC 1 B} Fig. 66: IC page 72	<b>MCSL1:C</b>	{KC 2 C} Fig. 75: KC page 81
<b>MCMJ2:2</b>	{IC 0 B} Fig. 66: IC page 72		{KB 1 D} Fig. 74: KB page 80
	{ID 2 D} Fig. 67: ID page 73		{KB 0 B} Fig. 74: KB page 80
<b>MCMJ2:3</b>	{IC 0 D} Fig. 66: IC page 72		{KB 0 D} Fig. 74: KB page 80
	{ID 2 D} Fig. 67: ID page 73		{KC 4 C} Fig. 75: KC page 81
<b>MCMJ2:4</b>	{IC 1 B} Fig. 66: IC page 72	<b>MCSL1:D</b>	{KC 3 C} Fig. 75: KC page 81
<b>MCMJ2:5</b>	{IC 1 B} Fig. 66: IC page 72		{KB 1 D} Fig. 74: KB page 80
<b>MCMO2:A</b>	{ID 3 B} Fig. 67: ID page 73		{KB 0 B} Fig. 74: KB page 80
<b>MCMO2:E</b>	{ID 3 C} Fig. 67: ID page 73		{KB 0 D} Fig. 74: KB page 80
<b>MCMO2:G</b>	{ID 3 C} Fig. 67: ID page 73		{KC 4 C} Fig. 75: KC page 81
<b>MCMO2:H</b>	{ID 2 C} Fig. 67: ID page 73		{KC 3 C} Fig. 75: KC page 81
<b>MCMO3:A</b>	{ID 2 B} Fig. 67: ID page 73	<b>MCSL1:E</b>	{GG 1 B} Fig. 52: GG page 58
<b>MCMO3:F</b>	{ID 3 D} Fig. 67: ID page 73		{GH 0 B} Fig. 53: GH page 59
<b>MCMO3:G</b>	{ID 4 B} Fig. 67: ID page 73		{GH 2 B} Fig. 53: GH page 59
<b>MCOF1:A</b>	{IA 1 C} Fig. 64: IA page 70	<b>MCSL1:F</b>	{GG 1 E} Fig. 52: GG page 58
<b>MCOF1:B</b>	{IA 0 C} Fig. 64: IA page 70		{GH 0 D} Fig. 53: GH page 59
<b>MCOF1:C</b>	{GC 2 C} Fig. 48: GC page 54		{GH 2 D} Fig. 53: GH page 59
	{GC 2 A} Fig. 48: GC page 54	<b>MCSL2:A</b>	{HB 0 C} Fig. 58: HB page 64
<b>MCOF1:D</b>	{AC 3 B} Fig. 3: AC page 9	<b>MCSL2:B</b>	{HB 0 C} Fig. 58: HB page 64
<b>MCOF1:E</b>	{IA 0 C} Fig. 64: IA page 70	<b>MCSL2:C</b>	{HB 1 C} Fig. 58: HB page 64
<b>MCPL:A</b>	{GI 2 C} Fig. 54: GI page 60	<b>MCSL2:D</b>	{HB 1 C} Fig. 58: HB page 64
<b>MCPL:B</b>	{GI 0 D} Fig. 54: GI page 60	<b>MCSL2:E</b>	{HB 1 B} Fig. 58: HB page 64
<b>MCPL:C</b>	{GI 2 C} Fig. 54: GI page 60	<b>MCSL2:F</b>	{HB 3 B} Fig. 58: HB page 64
<b>MCPL:D</b>	{GI 1 B} Fig. 54: GI page 60		{HG 3 C} Fig. 63: HG page 69
<b>MCPL:E</b>	{GI 1 B} Fig. 54: GI page 60	<b>MCSL2:G</b>	{HD 0 B} Fig. 60: HD page 66
<b>MCPL:F</b>	{GI 1 B} Fig. 54: GI page 60		{HE 2 D} Fig. 61: HE page 67
<b>MCPL:G</b>	{GI 0 D} Fig. 54: GI page 60	<b>MCSL2:H</b>	{HD 0 B} Fig. 60: HD page 66
<b>MCPL:H</b>	{GI 3 B} Fig. 54: GI page 60		{HE 2 D} Fig. 61: HE page 67
<b>MCPL2:A</b>	{GI 1 C} Fig. 54: GI page 60	<b>MCSL2:J</b>	{HB 0 C} Fig. 58: HB page 64
<b>MCPL2:B</b>	{GI 1 C} Fig. 54: GI page 60	<b>MCSL2:K</b>	{AF 3 B} Fig. 6: AF page 12
<b>MCPL2:C</b>	{GI 1 C} Fig. 54: GI page 60	<b>MCSL3:A</b>	{HB 2 D} Fig. 58: HB page 64
<b>MCPL2:D</b>	{GI 1 C} Fig. 54: GI page 60		{HG 1 D} Fig. 63: HG page 69
<b>MCPTO1:A</b>	{DP 1 C} Fig. 35: DP page 41	<b>MCSL3:B</b>	{HB 2 D} Fig. 58: HB page 64
<b>MCPTO1:B</b>	{DP 3 A} Fig. 35: DP page 41		{HE 1 D} Fig. 61: HE page 67
<b>MCPTO1:C</b>	{DP 3 D} Fig. 35: DP page 41		{HG 3 C} Fig. 63: HG page 69
<b>MCPTO1:D</b>	{DP 4 C} Fig. 35: DP page 41	<b>MCSL3:C</b>	{HB 1 D} Fig. 58: HB page 64
<b>MCPTO2:A</b>	{DP 1 C} Fig. 35: DP page 41		{HE 2 D} Fig. 61: HE page 67
<b>MCPW:C</b>	{ID 0 DB} Fig. 67: ID page 73		{HF 2 D} Fig. 62: HF page 68
<b>MCPW:D</b>	{ID 1 B} Fig. 67: ID page 73	<b>MCSL3:E</b>	{HB 2 B} Fig. 58: HB page 64
<b>MCPW:F</b>	{IA 3 B} Fig. 64: IA page 70	<b>MCSL3:F</b>	{HB 1 B} Fig. 58: HB page 64
<b>MCQC:A</b>	{BE 1 B} Fig. 13: BE page 19		HF 2 B} Fig. 62: HF page 68
	{BF 1 B} Fig. 14: BF page 20	<b>MCSL3:G</b>	{HB 1 B} Fig. 58: HB page 64
	{BG 1 B} Fig. 15: BG page 21		{HG 2 B} Fig. 63: HG page 69
<b>MCQC:B</b>	{BE 0 B} Fig. 13: BE page 19	<b>MCSL3:H</b>	{HB 2 B} Fig. 58: HB page 64
	{BF 1 B} Fig. 14: BF page 20		{HG 1 B} Fig. 63: HG page 69
	{BG 1 B} Fig. 15: BG page 21	<b>MCSL4:A</b>	{CU 4 C} Fig. 27: CU page 33
<b>MCRS:A</b>	{IF 2 C} Fig. 69: IF page 75	<b>MCSL4:B</b>	{CU 3 C} Fig. 27: CU page 33
<b>MCRS:B</b>	{IF 3 C} Fig. 69: IF page 75	<b>MCSL4:C</b>	{CU 4 C} Fig. 27: CU page 33
<b>MCRSO:A</b>	{GC 1 B} Fig. 48: GC page 54	<b>MCSL4:D</b>	{CU 3 B} Fig. 27: CU page 33
<b>MCRSO:B</b>	{GC 1 B} Fig. 48: GC page 54	<b>MCSL4:E</b>	{CU 4 B} Fig. 27: CU page 33
<b>MCRSO:C</b>	{GC 2 B} Fig. 48: GC page 54	<b>MCSL4:F</b>	{CU 4 B} Fig. 27: CU page 33
<b>MCRSO:D</b>	{GC 1 B} Fig. 48: GC page 54	<b>MCSR1:A</b>	{GA 1 D} Fig. 46: GA page 52
<b>MCRSO:E</b>	{GC 1 B} Fig. 48: GC page 54	<b>MCSR1:B</b>	{GA 1 D} Fig. 46: GA page 52
<b>MCRWJ:A</b>	{KB 1 D} Fig. 74: KB page 80	<b>MCSR2:A</b>	{GA 1 D} Fig. 46: GA page 52
<b>MCRWJ:B</b>	{KB 1 D} Fig. 74: KB page 80	<b>MCSR2:B</b>	{GA 1 D} Fig. 46: GA page 52
<b>MCRWJ:C</b>	{KB 1 D} Fig. 74: KB page 80	<b>MCSW:A</b>	{BB 1 D} Fig. 10: BB page 16
<b>MCRWJ:D</b>	{KB 1 D} Fig. 74: KB page 80	<b>MCSW:B</b>	{BB 1 D} Fig. 10: BB page 16
<b>MCRWJ:E</b>	{GG 1 B} Fig. 52: GG page 58	<b>MCSW:C</b>	{BB 1 D} Fig. 10: BB page 16
<b>MCRWJ:F</b>	{GG 1 D} Fig. 52: GG page 58	<b>MCSW:E</b>	{BB 1 D} Fig. 10: BB page 16

<b>MCSW:G</b>	{BB 1 D} Fig. 10: BB page 16	<b>MCTS:N</b>	{CU 3 B} Fig. 27: CU page 33
<b>MCSW:F</b>	{BB 1 D} Fig. 10: BB page 16	<b>MCTS:P</b>	{CU 2 C} Fig. 27: CU page 33
<b>MCTLK1:C</b>	{AF 3 C} Fig. 6: AF page 12	<b>MCTS:R</b>	{CU 2 C} Fig. 27: CU page 33
<b>MCTLK2:C</b>	{AF 3 C} Fig. 9: BA page 15	<b>MCTT:A</b>	{MA 1 B} Fig. 76: MA page 82
<b>MCTR1:A</b>	{DC 0 B} Fig. 30: DC page 36	<b>MCUS1:A</b>	{CC 2 B} Fig. 20: CC page 26
	{DD 1 B} Fig. 30: DC page 36	<b>MCUS1:B</b>	{CC 2 B} Fig. 20: CC page 26
	{DG 1 D} Fig. 30: DC page 36		{AE 2 B} Fig. 5: AE page 11
	{DA 4 C} Fig. 28: DA page 34	<b>MCUS1:C</b>	{CC 2 B} Fig. 20: CC page 26
<b>MCTR1:B</b>	{BA 4 C} Fig. 9: BA page 15		{AE 2 B} Fig. 5: AE page 11
<b>MCTR1:C</b>	{BA 4 C} Fig. 9: BA page 15	<b>MCUS1:D</b>	{CC 2 B} Fig. 20: CC page 26
<b>MCTR1:D</b>	{AG 0 C} Fig. 7: AG page 13		{AE 2 B} Fig. 5: AE page 11
<b>MCTR1:E</b>	{AG 0 C} Fig. 7: AG page 13	<b>MCUS2:A</b>	{CC 2 B} Fig. 20: CC page 26
<b>MCTR1:F</b>	{GA 2 C} Fig. 46: GA page 52	<b>MCUS2:D</b>	{AE 1 C} Fig. 5: AE page 11
	{DG 1 D} Fig. 34: DG page 40	<b>MCUS3:A</b>	{CC 3 B} Fig. 20: CC page 26
<b>MCTR1:G</b>	{GA 2 C} Fig. 46: GA page 52	<b>MCUS3:B</b>	{CC 3 B} Fig. 20: CC page 26
<b>MCTR1:H</b>	{DB 3 C} Fig. 29: DB page 35		{AE 4 B} Fig. 5: AE page 11
	{DC 1 D} Fig. 30: DC page 36	<b>MCUS3:C</b>	{CC 3 B} Fig. 20: CC page 26
<b>MCTR2:1</b>	{DG 1 D} Fig. 34: DG page 40		{AE 4 B} Fig. 5: AE page 11
	{DA 2 C} Fig. 28: DA page 34	<b>MCUS3:D</b>	{AE 3 B} Fig. 5: AE page 11
<b>MCTR2:2</b>	{DG 1 D} Fig. 34: DG page 40	<b>MCUS4:A</b>	{CC 3 B} Fig. 20: CC page 26
	{DA 2 C} Fig. 28: DA page 34	<b>MCUS4:D</b>	{AE 3 B} Fig. 5: AE page 11
<b>MCTR2:3</b>	{DG 2 D} Fig. 34: DG page 40	<b>MCVE:A</b>	{JB 2 B} Fig. 71: JB page 77
	{DA 2 C} Fig. 28: DA page 34		{EE 3 C} Fig. 39: EE page 45
<b>MCTR2:4</b>	{DG 2 D} Fig. 34: DG page 40	<b>MCVE:B</b>	{JB 3 B} Fig. 71: JB page 77
	{DA 2 C} Fig. 28: DA page 34		{EE 4 D} Fig. 39: EE page 45
<b>MCTR2:5</b>	{DA 4 C} Fig. 28: DA page 34	<b>MCVE:C</b>	{JB 2 C} Fig. 71: JB page 77
<b>MCTR2:6</b>	{DA 4 C} Fig. 28: DA page 34	<b>MCVE:D</b>	{JB 2 D} Fig. 71: JB page 77
<b>MCTR2:7</b>	{DA 4 C} Fig. 28: DA page 34		{EE 2 C} Fig. 39: EE page 45
<b>MCTR2:8</b>	{DC 1 D} Fig. 30: DC page 36	<b>MCVE:E</b>	{JB 1 D} Fig. 71: JB page 77
	{DG 2 D} Fig. 34: DG page 40		{EE 2 C} Fig. 39: EE page 45
	{DA 3 C} Fig. 28: DA page 34	<b>MCVE:F</b>	{JB 1 D} Fig. 71: JB page 77
<b>MCTR2:9</b>	{DC 1 D} Fig. 30: DC page 36		{EE 1 C} Fig. 39: EE page 45
	{DG 2 D} Fig. 34: DG page 40	<b>MCVE:G</b>	{JB 0 C} Fig. 71: JB page 77
	{DA 3 C} Fig. 28: DA page 34		{EE 2 C} Fig. 39: EE page 45
<b>MCTR2:10</b>	{DA 3 C} Fig. 28: DA page 34	<b>MCVE:H</b>	{JB 0 C} Fig. 71: JB page 77
<b>MCTR2:11</b>	{DG 1 D} Fig. 34: DG page 40		{EE 2 C} Fig. 39: EE page 45
	{DA 3 C} Fig. 28: DA page 34	<b>MCVE:J</b>	{JB 0 C} Fig. 71: JB page 77
<b>MCTR2:12</b>	{DG 1 C} Fig. 34: DG page 40		{EE 1 C} Fig. 39: EE page 45
	{DA 3 C} Fig. 28: DA page 34	<b>MCVE:K</b>	{JB 0 C} Fig. 71: JB page 77
<b>MCTR2:13</b>	{DC 2 C} Fig. 30: DC page 36		{EE 1 C} Fig. 39: EE page 45
	{DG 3 D} Fig. 34: DG page 40	<b>MCVE:L</b>	{EE 4 B} Fig. 39: EE page 45
	{DA 3 C} Fig. 28: DA page 34	<b>MODL3:F</b>	{ID 4 C} Fig. 67: ID page 73
<b>MCTR2:14</b>	{DC 2 C} Fig. 30: DC page 36	<b>MODL3:G</b>	{ID 4 B} Fig. 67: ID page 73
	{DG 3 D} Fig. 34: DG page 40	<b>OBTBJ:A</b>	{HD 3 C} Fig. 60: HD page 66
	{DA 2 C} Fig. 28: DA page 34	<b>OBTBJ:C</b>	{HD 3 E} Fig. 60: HD page 66
<b>MCTR3:A</b>	{DB 3 C} Fig. 29: DB page 35	<b>OFRFJ:A</b>	{GC 1 C} Fig. 48: GC page 54
<b>MCTR3:B</b>	{DB 3 C} Fig. 29: DB page 35	<b>OFRFJ:B</b>	{GC 1 D} Fig. 48: GC page 54
<b>MCTR3:C</b>	{GA 2 C} Fig. 46: GA page 52	<b>OFRS:A</b>	{IF 2 D} Fig. 69: IF page 75
<b>MCTR3:D</b>	{BA 4 C} Fig. 9: BA page 15	<b>OFSL:A</b>	{KC 2 D} Fig. 75: KC page 81
<b>MCTR3:G</b>	{DB 3 C} Fig. 29: DB page 35	<b>OFSL:B</b>	{KC 2 D} Fig. 75: KC page 81
<b>MCTR3:H</b>	{DB 3 C} Fig. 29: DB page 35	<b>OFSL:C</b>	{KC 2 D} Fig. 75: KC page 81
<b>MCTR3:J</b>	{BA 4 C} Fig. 9: BA page 15	<b>OFSL:D</b>	{KC 2 D} Fig. 75: KC page 81
<b>MCTR3:K</b>	{GA 2 C} Fig. 46: GA page 52	<b>OFSL:E</b>	{KC 3 D} Fig. 75: KC page 81
<b>MCTR4:A</b>	{DB 3 C} Fig. 29: DB page 35	<b>OFSL:F</b>	{KC 3 D} Fig. 75: KC page 81
<b>MCTR4:B</b>	{DB 3 C} Fig. 29: DB page 35	<b>OFSL:G</b>	{KC 3 D} Fig. 75: KC page 81
<b>MCTR4:C</b>	{DB 3 C} Fig. 29: DB page 35	<b>OFSL:H</b>	{KC 3 D} Fig. 75: KC page 81
<b>MCTR4:D</b>	{DB 3 C} Fig. 29: DB page 35	<b>OFSV:1</b>	{GC 2 C} Fig. 48: GC page 54
<b>MCTR4:E</b>	{DB 3 C} Fig. 29: DB page 35	<b>OFSV:2</b>	{GC 2 D} Fig. 48: GC page 54
<b>MCTS:A</b>	{CU 2 C} Fig. 27: CU page 33	<b>OLMM:A</b>	{BG 1 B} Fig. 15: BG page 21
<b>MCTS:B</b>	{CU 3 D} Fig. 27: CU page 33	<b>OPT1:A</b>	{BF 3 C} Fig. 14: BF page 20
<b>MCTS:C</b>	{CU 0 B} Fig. 27: CU page 33		{BG 2 C} Fig. 15: BG page 21
<b>MCTS:D</b>	{CU 0 D} Fig. 27: CU page 33	<b>OPT1:B</b>	{BF 3 B} Fig. 14: BF page 20
<b>MCTS:E</b>	{CU 3 B} Fig. 27: CU page 33		{BG 2 C} Fig. 15: BG page 21
<b>MCTS:F</b>	{CU 4 B} Fig. 27: CU page 33	<b>OPT1587:A</b>	{XA 1 B} Fig. 78: XA page 84
<b>MCTS:G</b>	{CU 4 B} Fig. 27: CU page 33	<b>OPT1587:B</b>	{XA 0 B} Fig. 78: XA page 84
<b>MCTS:K</b>	{CU 3 B} Fig. 27: CU page 33	<b>OPT2:A</b>	{BC 1 D} Fig. 11: BC page 17
<b>MCTS:L</b>	{CU 3 B} Fig. 27: CU page 33	<b>OPT2:B</b>	{BC 1 D} Fig. 11: BC page 17
<b>MCTS:M</b>	{CU 3 B} Fig. 27: CU page 33	<b>OPT3:A</b>	{BI 3 A} Fig. 17: BI page 23

<b>OPT3:B</b>	{BI 3 A} Fig. 17: BI page 23	<b>RJMC:J</b>	{KA 1 B} Fig. 73: KA page 79
<b>OPT4:A</b>	{BE 1 D} Fig. 13: BE page 19		{KB 3 B} Fig. 74: KB page 80
<b>OPT4:B</b>	{BE 1 D} Fig. 13: BE page 19	<b>RJMC:K</b>	{KC 2 A} Fig. 75: KC page 81
<b>OPT5:1</b>	{XA 3 A} Fig. 78: XA page 84		{KA 1 B} Fig. 73: KA page 79
	{XA 3 A} Fig. 78: XA page 84		{KB 2 B} Fig. 74: KB page 80
	{XA 2 A} Fig. 78: XA page 84	<b>RJMC:L</b>	{KC 1 A} Fig. 75: KC page 81
	{XA 3 A} Fig. 78: XA page 84		{KA 2 C} Fig. 73: KA page 79
<b>OPT5:2</b>	{XA 4 A} Fig. 78: XA page 84		{KB 3 D} Fig. 74: KB page 80
	{XA 3 A} Fig. 78: XA page 84	<b>RJMC:M</b>	{KC 1 D} Fig. 75: KC page 81
	{XA 2 A} Fig. 78: XA page 84		{KA 1 C} Fig. 73: KA page 79
	{XA 3 A} Fig. 78: XA page 84		{KB 2 D} Fig. 74: KB page 80
<b>OPT6:A</b>	{JB 2 D} Fig. 71: JB page 77		{KC 2 D} Fig. 75: KC page 81
<b>OPT6:B</b>	{JB 2 D} Fig. 71: JB page 77	<b>RJMC2:A</b>	{KB 1 C} Fig. 74: KB page 80
<b>OPT7:A</b>	{EE 2 B} Fig. 39: EE page 45		{KC 2 C} Fig. 75: KC page 81
<b>OPT7:B</b>	{EE 2 B} Fig. 39: EE page 45	<b>RJMC2:B</b>	{KB 1 C} Fig. 74: KB page 80
<b>OPT8:A</b>	{BD 2 D} Fig. 12: BD page 18		{KC 3 C} Fig. 75: KC page 81
<b>OPT8:B</b>	{BD 2 D} Fig. 12: BD page 18	<b>RJMC2:C</b>	{KB 1 C} Fig. 74: KB page 80
<b>OPT9:1</b>	{BC 2 D} Fig. 11: BC page 17		{KC 2 C} Fig. 75: KC page 81
<b>OPT9:2</b>	{BC 2 D} Fig. 11: BC page 17	<b>RJMC2:D</b>	{KB 1 D} Fig. 74: KB page 80
<b>PLSPO:A</b>	{GI 3 D} Fig. 54: GI page 60		{KC 3 C} Fig. 75: KC page 81
<b>PLSPO:B</b>	{GI 3 B} Fig. 54: GI page 60	<b>RSCB:A</b>	{IF 3 C} Fig. 69: IF page 75
<b>PSOF:A</b>	{KC 2 C} Fig. 75: KC page 81	<b>RSCB:B</b>	{IF 3 D} Fig. 69: IF page 75
<b>PSOF:B</b>	{KC 2 C} Fig. 75: KC page 81	<b>RSOOF:A</b>	{GC 1 B} Fig. 48: GC page 54
<b>PSOF:C</b>	{KC 3 C} Fig. 75: KC page 81	<b>RSOOF:B</b>	{GC 1 B} Fig. 48: GC page 54
<b>PSOF:D</b>	{KC 3 C} Fig. 75: KC page 81	<b>RSOOF:C</b>	{GC 2 B} Fig. 48: GC page 54
<b>PSOF:E</b>	{KC 1 C} Fig. 75: KC page 81	<b>RSOOF:D</b>	{GC 1 B} Fig. 48: GC page 54
<b>PSOF:F</b>	{KC 1 C} Fig. 75: KC page 81	<b>RSOOF:E</b>	{GC 1 B} Fig. 48: GC page 54
<b>PSOF:G</b>	{KC 1 C} Fig. 75: KC page 81	<b>RWBOC:A</b>	{GH 2 B} Fig. 53: GH page 59
<b>PSOF:H</b>	{KC 1 C} Fig. 75: KC page 81		{GH 3 B} Fig. 53: GH page 59
<b>PWDR:B</b>	{ID 0 D} Fig. 67: ID page 73		{GH 3 B} Fig. 53: GH page 59
<b>PWDR:D</b>	{ID 0 D} Fig. 67: ID page 73	<b>RWBOC:B</b>	{GH 3 D} Fig. 53: GH page 59
<b>PWDR:E</b>	{ID 0 D} Fig. 67: ID page 73		{GH 2 D} Fig. 53: GH page 59
<b>PWDR:F</b>	{IA 3 B} Fig. 64: IA page 70		{GH 3 D} Fig. 53: GH page 59
<b>RADLR:A</b>	{BB 2 B} Fig. 10: BB page 16	<b>RWJBOC:A</b>	{GG 1 B} Fig. 52: GG page 58
<b>RADLR:B</b>	{BB 2 B} Fig. 10: BB page 16	<b>RWJBOC:B</b>	{GG 1 B} Fig. 52: GG page 58
<b>RADJLR:A</b>	{BB 2 B} Fig. 10: BB page 16	<b>RWJRW:A</b>	{KB 1 D} Fig. 74: KB page 80
<b>RADJLR:B</b>	{BB 2 B} Fig. 10: BB page 16	<b>RWJRW:B</b>	{KB 1 D} Fig. 74: KB page 80
<b>RFJRF:A</b>	{GC 0 C} Fig. 48: GC page 54	<b>RWJRW:C</b>	{KB 1 D} Fig. 74: KB page 80
<b>RFJRF:B</b>	{GC 0 D} Fig. 48: GC page 54	<b>RWJRW:D</b>	{KB 1 D} Fig. 74: KB page 80
<b>RJMC:A</b>	{KA 0 C} Fig. 73: KA page 79	<b>SLBOC:A</b>	{GH 1 B} Fig. 53: GH page 59
	{KB 3 D} Fig. 74: KB page 80		{GH 1 B} Fig. 53: GH page 59
	{KC 0 D} Fig. 75: KC page 81		{GH 0 B} Fig. 53: GH page 59
<b>RJMC:B</b>	{KA 1 C} Fig. 73: KA page 79	<b>SLBOC:B</b>	{GH 0 C} Fig. 53: GH page 59
	{KB 2 D} Fig. 74: KB page 80		{GH 1 C} Fig. 53: GH page 59
	{KC 1 D} Fig. 75: KC page 81		{GH 1 D} Fig. 53: GH page 59
<b>RJMC:C</b>	{KA 1 B} Fig. 73: KA page 79	<b>SLOB:A</b>	{HD 3 C} Fig. 60: HD page 66
	{KB 2 B} Fig. 74: KB page 80	<b>SLOB:B</b>	{HD 3 C} Fig. 60: HD page 66
	{KC 2 A} Fig. 75: KC page 81	<b>SLOB:C</b>	{HD 1 B} Fig. 60: HD page 66
<b>RJMC:D</b>	{KA 0 B} Fig. 73: KA page 79	<b>SLOB:D</b>	{HD 2 B} Fig. 60: HD page 66
	{KB 2 B} Fig. 74: KB page 80	<b>SLOB:E</b>	{HD 1 B} Fig. 60: HD page 66
	{KC 0 B} Fig. 75: KC page 81	<b>SLOB:F</b>	{HD 2 D} Fig. 60: HD page 66
<b>RJMC:E</b>	{KA 1 C} Fig. 73: KA page 79	<b>SLOB:G</b>	{KB 0 B} Fig. 74: KB page 80
	{KB 3 D} Fig. 74: KB page 80	<b>SLOB:H</b>	{KB 1 B} Fig. 74: KB page 80
	{KC 1 D} Fig. 75: KC page 81	<b>SLOB:J</b>	{KB 0 B} Fig. 74: KB page 80
<b>RJMC:F</b>	{KA 1 C} Fig. 73: KA page 79	<b>SLOB:K</b>	{KB 0 B} Fig. 74: KB page 80
	{KB 2 D} Fig. 74: KB page 80	<b>SLRH:A</b>	{KC 3 C} Fig. 75: KC page 81
	{KC 2 D} Fig. 75: KC page 81	<b>SLRH:B</b>	{KC 3 C} Fig. 75: KC page 81
<b>RJMC:G</b>	{KA 1 C} Fig. 73: KA page 79	<b>SLRH:C</b>	{KC 2 C} Fig. 75: KC page 81
	{KB 4 D} Fig. 74: KB page 80	<b>SLRH:D</b>	{KC 2 C} Fig. 75: KC page 81
	{KC 1 D} Fig. 75: KC page 81	<b>SLRW:A</b>	{HE 4 D} Fig. 61: HE page 67
<b>RJMC:H</b>	{KA 1 C} Fig. 73: KA page 79	<b>SLRW:B</b>	{GH 2 B} Fig. 53: GH page 59
	{KB 2 D} Fig. 74: KB page 80	<b>SLRW:C</b>	{GH 2 D} Fig. 53: GH page 59
	{KC 1 D} Fig. 75: KC page 81	<b>SLSK:A</b>	{HE 0 B} Fig. 61: HE page 67
<b>RJMC:I</b>	{KA 2 C} Fig. 73: KA page 79	<b>SLSK:B</b>	{HE 1 E} Fig. 61: HE page 67
	{KB 4 C} Fig. 74: KB page 80	<b>SLVA:A</b>	{HE 3 B} Fig. 61: HE page 67
	{KC 4 C} Fig. 75: KC page 81	<b>SLVA:B</b>	{HE 3 B} Fig. 61: HE page 67
		<b>SLVA:C</b>	{HE 3 C} Fig. 61: HE page 67
		<b>SPJTL:A</b>	{FC 1 D} Fig. 42: FC page 48

<b>SPJTL:C</b>	{FC 0 C} Fig. 42: FC page 48	<b>TLTL:B</b>	{GF 2 C} Fig. 51: GF page 57
<b>SPJTL:E</b>	{FC 2 C} Fig. 42: FC page 48	<b>TLTL:C</b>	{GF 2 C} Fig. 51: GF page 57
<b>SPJTL:F</b>	{CH 2 C} Fig. 23: CH page 29	<b>TLTL:D</b>	{GF 3 C} Fig. 51: GF page 57
<b>SPJTL:G</b>	{FC 1 D} Fig. 42: FC page 48	<b>TLTL:E</b>	{GF 3 C} Fig. 51: GF page 57
<b>SPJTL:H</b>	{FC 1 C} Fig. 42: FC page 48	<b>TRSN:A</b>	{DC 2 D} Fig. 30: DC page 36
<b>SPJTL:J</b>	{FB 0 D} Fig. 41: FB page 47	<b>TRSN:B</b>	{DC 2 D} Fig. 30: DC page 36
<b>SPJTL:K</b>	{GQ 3 C} Fig. 56: GQ page 62	<b>TRSN:C</b>	{DC 2 D} Fig. 30: DC page 36
<b>SPJTL:L</b>	{FD 2 D} Fig. 43: FD page 49	<b>TRTBP:A</b>	{DB 4 C} Fig. 29: DB page 35
<b>SPJTL:M</b>	{FB 1 D} Fig. 41: FB page 47		{DF 3 D} Fig. 33: DF page 39
<b>SPJTL:N</b>	{GQ 3 C} Fig. 56: GQ page 62	<b>TRTBP:B</b>	{DB 4 E} Fig. 29: DB page 35
<b>SPJTL:P</b>	{FB 2 D} Fig. 41: FB page 47		{DF 4 D} Fig. 33: DF page 39
<b>SPJTL:R</b>	{FC 0 D} Fig. 42: FC page 48	<b>TRTBP:C</b>	{DF 3 D} Fig. 33: DF page 39
<b>SPJTL:S</b>	{FD 3 D} Fig. 43: FD page 49	<b>TSHT:A</b>	{CU 0B} Fig. 27: CU page 33
<b>SPJTL1:A</b>	{FC 3 D} Fig. 42: FC page 48	<b>TSHT:B</b>	{CU 0 C} Fig. 27: CU page 33
<b>SPJTL1:B</b>	{FD 1 C} Fig. 43: FD page 49	<b>TWIN</b>	{DP 4 D} Fig. 35: DP page 41
<b>SPJTL1:C</b>	{FC 2 C} Fig. 42: FC page 48	<b>FCPTO:A</b>	
<b>SPJTL1:E</b>	{FD 2 C} Fig. 43: FD page 49	<b>VLBB1:A</b>	{BF 1 D} Fig. 14: BF page 20
<b>SPJTL1:G</b>	{FF 2 D} Fig. 45: FF page 51	<b>VLBB1:B</b>	{BF 1 D} Fig. 14: BF page 20
<b>SPJTL1:H</b>	{FC 3 C} Fig. 42: FC page 48	<b>VLBB1:C</b>	{BF 1 D} Fig. 14: BF page 20
<b>SPJTL1:K</b>	{GQ 2 C} Fig. 56: GQ page 62	<b>VLBB1:D</b>	{BF 1 D} Fig. 14: BF page 20
<b>SPJTL1:L</b>	{FD 1 D} Fig. 43: FD page 49	<b>VLBB1:E</b>	{BF 2 D} Fig. 14: BF page 20
<b>SPJTL1:M</b>	{FF 2 D} Fig. 45: FF page 51	<b>VLBB1:F</b>	{BF 2 D} Fig. 14: BF page 20
<b>SPJTL1:N</b>	{GQ 2 C} Fig. 56: GQ page 62	<b>VLBB1:G</b>	{BF 2 D} Fig. 14: BF page 20
<b>SPJTL1:R</b>	{FC 2 D} Fig. 42: FC page 48	<b>VLBB1:H</b>	{BF 2 D} Fig. 14: BF page 20
<b>SPJTL1:S</b>	{FD 2 D} Fig. 43: FD page 49	<b>VLBB2:1</b>	{BF 2 D} Fig. 14: BF page 20
<b>TETL:A</b>	{GF 2 A} Fig. 51: GF page 57	<b>VLBB2:2</b>	{BF 2 D} Fig. 14: BF page 20
<b>TETL:B</b>	{GF 0 A} Fig. 51: GF page 57	<b>VLBB2:3</b>	{BF 2 D} Fig. 14: BF page 20
<b>TETL:C</b>	{GF 0 A} Fig. 51: GF page 57	<b>VLBB2:4</b>	{BF 2 D} Fig. 14: BF page 20
<b>TETL:D</b>	{GF 0 A} Fig. 51: GF page 57	<b>VLBB2:5</b>	{BF 2 D} Fig. 14: BF page 20
<b>TETL:E</b>	{GF 1 C} Fig. 51: GF page 57	<b>VLBB2:6</b>	{BF 2 D} Fig. 14: BF page 20
<b>TLTL:A</b>	{GF 3 C} Fig. 51: GF page 57		

## Reference List: Physical Splice Connectors

<b>SPANODE X</b>	{AD 0 C} Fig. 4: AD page 10	<b>SP0C-7</b>	{IE 2 E} Fig. 68: IE page 74 {AC 2 A} Fig. 3: AC page 9 {IC 3 E} Fig. 66: IC page 72 {IA 2 E} Fig. 64: IA page 70 {IA 1 E} Fig. 64: IA page 70
<b>SCATHODE X</b>	{AD 0 B} Fig. 4: AD page 10	<b>SP0C-7_1</b>	{AA 4 E} Fig. 1: AA page 7 {AC 3 C} Fig. 3: AC page 9 {MA 2 D} Fig. 76: MA page 82 {GB 3 E} Fig. 47: GB page 53 {AB 0 E} Fig. 2: AB page 8
<b>SC2</b>	{HG 0 C} Fig. 63: HG page 69	<b>SP0C-9</b>	{IE 1 E} Fig. 68: IE page 74 {AC 3 C} Fig. 3: AC page 9 {IC 2 E} Fig. 66: IC page 72 {IA 2 E} Fig. 64: IA page 70 {IA 1 E} Fig. 64: IA page 70
<b>SC2</b>	{HG 0 C} Fig. 63: HG page 69	<b>SP0C-DL</b>	{AC 3 C} Fig. 3: AC page 9 {IA 3 C} Fig. 64: IA page 70 {IA 3 E} Fig. 64: IA page 70
<b>SC3</b>	{HG 1 C} Fig. 63: HG page 69	<b>SP0C-DR</b>	{AC 2 B} Fig. 3: AC page 9 {IA 4 E} Fig. 64: IA page 70
<b>SC4</b>	{HG 1 C} Fig. 63: HG page 69	<b>SP0C-MD</b>	{ID 3 D} Fig. 67: ID page 73
<b>SC5</b>	{HG 1 C} Fig. 63: HG page 69	<b>SP0C-PW</b>	{ID 0 C} Fig. 67: ID page 73
<b>SP0</b>	{AC 0 C} Fig. 3: AC page 9	<b>SP0D_1</b>	{GI 3 C} Fig. 54: GI page 60
<b>SP0A</b>	{GH 0 D} Fig. 53: GH page 59	<b>SP0D_2</b>	{EE 3 C} Fig. 39: EE page 45
<b>SP0A_1</b>	{GH 2 D} Fig. 53: GH page 59	<b>SP0D-A_1</b>	{BB 2 B} Fig. 10: BB page 16
<b>SP0-B</b>	{GF 1 D} Fig. 51: GF page 57	<b>SP0D-A_2</b>	{BB 3 B} Fig. 10: BB page 16
<b>SP0B</b>	{HD 0 E} Fig. 60: HD page 66 {HB 0 E} Fig. 58: HB page 64 {HB 2 E} Fig. 58: HB page 64 {AC 4 D} Fig. 3: AC page 9 {HE 2 E} Fig. 61: HE page 67 {HF 2 E} Fig. 62: HF page 68 {HG 3 E} Fig. 63: HG page 69	<b>SP0D-B</b>	{BB 2 C} Fig. 10: BB page 16
<b>SP0B1</b>	{HB 2 D} Fig. 58: HB page 64	<b>SP0F</b>	{BA 2 D} Fig. 9: BA page 15
<b>SP0B1_1</b>	{HG 1 D} Fig. 63: HG page 69	<b>SP0F-B</b>	{AC 1 D} Fig. 3: AC page 9 {GP 3 C} Fig. 55: GP page 61 {FD 2 D} Fig. 43: FD page 49 {FD 1 D} Fig. 43: FD page 49 {CE 2 D} Fig. 22: CE page 28 {FC 2 E} Fig. 42: FC page 48
<b>SP0B2</b>	{HD 0 D} Fig. 60: HD page 66 {HE 1 C} Fig. 61: HE page 67	<b>SP0G</b>	{GP 3 D} Fig. 55: GP page 61
<b>SP0B3</b>	{HE 2 C} Fig. 61: HE page 67	<b>SP0GS</b>	{GI 0 D} Fig. 54: GI page 60
<b>SP0B3_1</b>	{HD 2 D} Fig. 60: HD page 66	<b>SPOH</b>	{GD 3 D} Fig. 49: GD page 55
<b>SP0B3_2</b>	{HD 2 D} Fig. 60: HD page 66	<b>SP0H_1</b>	{GD 0 C} Fig. 49: GD page 55
<b>SP0B3_3</b>	{HF 2 D} Fig. 62: HF page 68	<b>SP0H_2</b>	{GD 1 C} Fig. 49: GD page 55
<b>SP0B3_4</b>	{HD 3 D} Fig. 60: HD page 66	<b>SP0H-C</b>	{GI 1 E} Fig. 54: GI page 60
<b>SP0B-PT</b>	{DP 3 C} Fig. 35: DP page 41	<b>SPOHSXLONG</b>	{GD 1 E} Fig. 49: GD page 55
<b>SP0C</b>	{AF 0 E} Fig. 6: AF page 12 {GA 1 E} Fig. 46: GA page 52 {AC 3 C} Fig. 3: AC page 9 {IC 0 E} Fig. 66: IC page 72 {AH 0 D} Fig. 8: AH page 14 {GP 3 C} Fig. 55: GP page 61 {FD 2 E} Fig. 43: FD page 49 {IF 3 E} Fig. 69: IF page 75 {GG 1 E} Fig. 52: GG page 58 {GH 0 E} Fig. 53: GH page 59 {ID 2 E} Fig. 67: ID page 73	<b>SPOHXLONG</b>	{GD 0 E} Fig. 49: GD page 55
<b>SP0C_1</b>	{IF 2 D} Fig. 69: IF page 75	<b>SP0L</b>	{HE 1 D} Fig. 61: HE page 67
<b>SP0C_4</b>	{FE 2 D} Fig. 44: FE page 50	<b>SP0L-B</b>	{GG 2 D} Fig. 53: GH page 59 {GH 1 C} Fig. 53: GH page 59 {GH 3 C} Fig. 53: GH page 59
<b>SP0C_6</b>	{BA 2 D} Fig. 9: BA page 15	<b>SP0M</b>	{GE 2 C} Fig. 50: GE page 56
<b>SP0C1</b>	{HE 3 C} Fig. 61: HE page 67	<b>SP0M_1</b>	{AC 3 B} Fig. 3: AC page 9 {GC 2 D} Fig. 48: GC page 54 {IF 2 E} Fig. 69: IF page 75 {KC 3 D} Fig. 75: KC page 81 {IA 0 E} Fig. 64: IA page 70
<b>SP0C-24</b>	{GA 1 E} Fig. 46: GA page 52 {AC 3 A} Fig. 3: AC page 9 {IC 4 E} Fig. 66: IC page 72 {NA 2 E} Fig. 77: NA page 83 {BH 0 E} Fig. 16: BH page 22 {IF 0 E} Fig. 69: IF page 75 {ID 0 E} Fig. 67: ID page 73 {CU 1 E} Fig. 27: CU page 33		

<b>SP0M_2</b>	{GC 3 D} Fig. 48: GC page 54	<b>SP115</b>	{GF 0 B} Fig. 51: GF page 57
<b>SP0M_3</b>	{GE 0 C} Fig. 50: GE page 56	<b>SP115_1</b>	{GF 2 A} Fig. 51: GF page 57
<b>SP0M_4</b>	{GC 0 D} Fig. 48: GC page 54	<b>SP115_2</b>	{GF 2 C} Fig. 51: GF page 57
<b>SP0M_5</b>	{GF 3 C} Fig. 51: GF page 57	<b>SP116</b>	{GF 1 B} Fig. 51: GF page 57
<b>SP0M_A</b>	{AC 2 D} Fig. 3: AC page 9 {GP 2 E} Fig. 55: GP page 61 {MA 2 B} Fig. 76: MA page 82 {GQ 0 E} Fig. 56: GQ page 62 {GD 1 C} Fig. 49: GD page 55 {BB 0 D} Fig. 10: BB page 16	<b>SP116_1</b>	{GF 3 B} Fig. 51: GF page 57
<b>SP0M-D</b>	{GF 1 B} Fig. 51: GF page 57	<b>SP116_2</b>	{GF 3 C} Fig. 51: GF page 57
<b>SP0M-D_1</b>	{GF 3 B} Fig. 51: GF page 57	<b>SP116A</b>	{DE 3 D} Fig. 32: DE page 38
<b>SP0MD_2</b>	{GF 3 A} Fig. 51: GF page 57	<b>S131</b>	{HE 3 B} Fig. 61: HE page 67
<b>SP0M-E</b>	{GF 0 B} Fig. 51: GF page 57	<b>S131_1</b>	{IA 0 D} Fig. 64: IA page 70
<b>SP0P1</b>	{HA 1 C} Fig. 57: HA page 63	<b>SP131_2</b>	{HD 3 D} Fig. 60: HD page 66
<b>SP0R</b>	{FA 3 D} Fig. 40: FA page 46	<b>S131B</b>	{HF 2 C} Fig. 62: HF page 68
<b>SP0R_1</b>	{FA 0 D} Fig. 40: FA page 46	<b>SP132</b>	{HD 2 C} Fig. 60: HD page 66
<b>SP0R_2</b>	{FA 1 D} Fig. 40: FA page 46	<b>SP132A</b>	{HD 3 B} Fig. 60: HD page 66
<b>SP0R1</b>	{DP 2 D} Fig. 35: DP page 41	<b>SP135</b>	{HD 3 B} Fig. 60: HD page 66
<b>SP0R-C</b>	{FD 3 D} Fig. 43: FD page 49	<b>SP137-A</b>	{GG 2 C} Fig. 52: GG page 58 {GH 3 B} Fig. 53: GH page 59 {GH 1 B} Fig. 53: GH page 59
<b>SP0R-E</b>	{FC 0 D} Fig. 42: FC page 48	<b>SP141A</b>	{GB 0 B} Fig. 47: GB page 53
<b>SPOR_FC</b>	{AC 1 D} Fig. 3: AC page 9 {FD 3 D} Fig. 43: FD page 49 {FD 2 D} Fig. 43: FD page 49 {FB 1 E} Fig. 40: FA page 46 {FC 0 E} Fig. 42: FC page 48	<b>SP141A-MD</b>	{ID 2 B} Fig. 67: ID page 73
<b>SP0R-G</b>	{AC 1 D} Fig. 3: AC page 9 {GF 0 E} Fig. 51: GF page 57 {FA 0 E} Fig. 40: FA page 46 {FC 3 E} Fig. 42: FC page 48 {FC 2 E} Fig. 42: FC page 48	<b>SP141A-PT</b>	{DP 3 B} Fig. 35: DP page 41
<b>SP0X</b>	{BG 1 D} Fig. 15: BG page 21	<b>SP141B</b>	{IF 1 C} Fig. 69: IF page 75
<b>SP0X_1</b>	{CC 2 D} Fig. 20: CC page 26	<b>SP150</b>	{HA 0 B} Fig. 57: HA page 63
<b>SP0X_2</b>	{BI 1 B} Fig. 17: BI page 23	<b>SP163</b>	{HB 2 C} Fig. 58: HB page 64
<b>SP0X_3</b>	{CI 4 D} Fig. 24: CI page 30	<b>SP163_1</b>	{HG 2 C} Fig. 63: HG page 69
<b>SP0X—C</b>	{EE 2 B} Fig. 39: EE page 45	<b>SP17B_1</b>	{CC 2 C} Fig. 20: CC page 26
<b>SP0XE</b>	{AE 1 D} Fig. 5: AE page 11	<b>SP17B_2</b>	{CI 1 E} Fig. 24: CI page 30
<b>SP0XE-MC</b>	{AE 1 C} Fig. 5: AE page 11	<b>SP17F</b>	{DG 0 D} Fig. 34: DG page 40
<b>SP0X-ES</b>	{EE 3 C} Fig. 39: EE page 45	<b>SP18E</b>	{AE 4 A} Fig. 5: AE page 11
<b>SP0XL</b>	{AF 3 D} Fig. 6: AF page 12 {GA 0 D} Fig. 46: GA page 52 {AC 3 D} Fig. 3: AC page 9 {JC 14 E} Fig. 72: JC page 78 {GG 0 E} Fig. 52: GG page 58 {GB 2 E} Fig. 47: GB page 53	<b>SP18E_MC</b>	{AE 1 C} Fig. 5: AE page 11
<b>SP0Y</b>	{DG 0 D} Fig. 34: DG page 40	<b>SP18V</b>	{AE 2 B} Fig. 5: AE page 11
<b>SP0YA</b>	{DC 1 C} Fig. 30: DC page 36	<b>SP195</b>	{AB 1 C} Fig. 2: AB page 8
<b>SP1</b>	{AA 1 B} Fig. 1: AA page 7	<b>SP196AA</b>	{AA 2 D} Fig. 1: AA page 7
<b>SP112C</b>	{MA 2 C} Fig. 76: MA page 82	<b>SP196AB</b>	{AB 1 D} Fig. 2: AB page 8
<b>SP113C</b>	{MA 3 C} Fig. 76: MA page 82	<b>SP196DR</b>	{CU 1 E} Fig. 27: CU page 33
		<b>SP196DR_1</b>	{CC 3 A} Fig. 20: CC page 26
		<b>SP196L</b>	{GA 1 B} Fig. 46: GA page 52
		<b>SP196X</b>	{FE 1 B} Fig. 44: FE page 50
		<b>SP196X-B</b>	{FE 1 C} Fig. 44: FE page 50
		<b>SP1-A</b>	{AA 1 B} Fig. 2: AB page 8
		<b>SP1A</b>	{AB 3 A} Fig. 2: AB page 8
		<b>SP1B</b>	{AA 2 A} Fig. 1: AA page 7
		<b>SP1B-1</b>	{AA 3 B} Fig. 1: AA page 7
		<b>SP1V</b>	{AB 3 B} Fig. 2: AB page 8
		<b>SP1V-A</b>	{AB 3 B} Fig. 2: AB page 8
		<b>SP284</b>	{AD 0 B} Fig. 4: AD page 10

<b>SP284A</b>	{AG 0 B} Fig. 7: AG page 13	<b>SP406_BB</b>	{BI 2 B} Fig. 17: BI page 23
<b>SP284D</b>	{DA 3 D} Fig. 28: DA page 34	<b>SP406-A</b>	{BC 2 D} Fig. 11: BC page 17
<b>SP284D_2</b>	{DB 0 A} Fig. 29: DB page 35	<b>SP406-ES</b>	{EE 0 B} Fig. 39: EE page 45
<b>SP32SP-L</b>	{GI 1 C} Fig. 54: GI page 60	<b>SP406-F_1</b>	{XA 2 D} Fig. 78: XA page 84
<b>SP336</b>	{IB 1 C} Fig. 65: IB page 71	<b>SP406-J</b>	{XA 3 B} Fig. 78: XA page 84
<b>SP33SP</b>	{GI 0 C} Fig. 54: GI page 60	<b>SP406-K</b>	{XA 3 C} Fig. 78: XA page 84
<b>SP35</b>	{GE 1 B} Fig. 50: GE page 56	<b>SP406-L</b>	{XA 3 C} Fig. 78: XA page 84
<b>SP35_2</b>	{GE 0 C} Fig. 50: GE page 56	<b>SP406-M</b>	{XA 3 B} Fig. 78: XA page 84
<b>SP350R_PW</b>	{ID 1 C} Fig. 67: ID page 73	<b>SP406V</b>	{JB 3 D} Fig. 71: JB page 77
<b>SP367-A</b>	{CB 2 C} Fig. 19: CB page 25	<b>SP407</b>	{XA 3 D} Fig. 78: XA page 84
<b>SP367-B</b>	{CB 2 C} Fig. 19: CB page 25	<b>SP407_1</b>	{XA 3 C} Fig. 78: XA page 84
<b>SP37</b>	{GE 2 B} Fig. 50: GE page 56	<b>SP407_2</b>	{CC 0 C} Fig. 20: CC page 26
<b>SP37_2</b>	{GE 1 C} Fig. 50: GE page 56	<b>SP407_A</b>	{CI 2 C} Fig. 24: CI page 30
<b>SP370</b>	{IF 0 C} Fig. 69: IF page 75	<b>SP407_BB</b>	{BI 2 B} Fig. 17: BI page 23
<b>SP370A</b>	{HE 0 C} Fig. 61: HE page 67	<b>SP407-A</b>	{BC 2 D} Fig. 11: BC page 17
<b>SP384</b>	{GP 0 C} Fig. 55: GP page 61	<b>SP407-ES</b>	{EE 0 B} Fig. 39: EE page 45
<b>SP385</b>	{GP 0 D} Fig. 55: GP page 61	<b>SP407-F_1</b>	{XA 4 D} Fig. 78: XA page 84
<b>SP387</b>	{GP 1 C} Fig. 55: GP page 61	<b>SP407-J</b>	{XA 3 B} Fig. 78: XA page 84
<b>SP400</b>	{XA 0 D} Fig. 78: XA page 84	<b>SP407-K</b>	{XA 3 C} Fig. 78: XA page 84
<b>SP400_1</b>	{XA 0 C} Fig. 78: XA page 84	<b>SP407-L</b>	{XA 3 C} Fig. 78: XA page 84
<b>SP400_2</b>	{BF 3 B} Fig. 14: BF page 20	<b>SP407-M</b>	{XA 3 B} Fig. 78: XA page 84
<b>SP400_3</b>	{BE 1 D} Fig. 13: BE page 19	<b>SP407V</b>	{JB 3 C} Fig. 71: JB page 77
<b>SP400_4</b>	{BG 2 C} Fig. 15: BG page 21	<b>SP410</b>	{GA 3 D} Fig. 46: GA page 52
<b>SP400_BB</b>	{BI 3 B} Fig. 17: BI page 23	<b>SP410_1</b>	{GF 3 B} Fig. 51: GF page 57
<b>SP400_SG</b>	{BD 2 C} Fig. 12: BD page 18	<b>SP410-AB</b>	{BH 1 C} Fig. 16: BH page 22
<b>SP400-B</b>	{BC 1 D} Fig. 11: BC page 17	<b>SP419</b>	{FC 1 B} Fig. 42: FC page 48
<b>SP400EN</b>	{CB 0 C} Fig. 19: CB page 25	<b>SP424C-A</b>	{FF 2 D} Fig. 45: FF page 51
<b>SP400-ES</b>	{EE 2 C} Fig. 39: EE page 45	<b>SP424C-B</b>	{FF 2 E} Fig. 45: FF page 51
<b>SP400V</b>	{JB 2 C} Fig. 71: JB page 77	<b>SP426</b>	{BB 2 B} Fig. 10: BB page 16
<b>SP401</b>	{XA 1 D} Fig. 78: XA page 84	<b>SP472</b>	{FB 1 B} Fig. 41: FB page 47
<b>SP401_1</b>	{XA 1 C} Fig. 78: XA page 84	<b>SP490</b>	{KC 0 B} Fig. 75: KC page 81
<b>SP401_2</b>	{BF 3 C} Fig. 14: BF page 20	<b>SP490_1</b>	{KC 0 C} Fig. 75: KC page 81
<b>SP401_3</b>	{BE 1 D} Fig. 13: BE page 19	<b>SP491</b>	{IF 3 B} Fig. 69: IF page 75
<b>SP401_4</b>	{BG 2 C} Fig. 15: BG page 21	<b>SP498LR-</b>	{KC 2 B} Fig. 75: KC page 81
<b>SP401_BB</b>	{BI 3 B} Fig. 17: BI page 23	<b>SP498LR+</b>	{KC 2 B} Fig. 75: KC page 81
<b>SP401_SG</b>	{BD 2 C} Fig. 12: BD page 18	<b>SP498RR-</b>	{KC 3 B} Fig. 75: KC page 81
<b>SP401-B</b>	{BC 1 D} Fig. 11: BC page 17	<b>SP498RR+</b>	{KC 3 B} Fig. 75: KC page 81
<b>SP401EN</b>	{CB 0 C} Fig. 19: CB page 25	<b>SP499LF-_1</b>	{KB 4 C} Fig. 74: KB page 80
<b>SP401-ES</b>	{EE 2 C} Fig. 39: EE page 45	<b>SP499LF+_1</b>	{KB 3 C} Fig. 74: KB page 80
<b>SP401V</b>	{JB 2 C} Fig. 71: JB page 77	<b>SP499RF-_1</b>	{KB 2 C} Fig. 74: KB page 80
<b>SP406</b>	{XA 3 D} Fig. 78: XA page 84	<b>SP499RF+_1</b>	{KB 2 C} Fig. 74: KB page 80
<b>SP406_1</b>	{XA 3 C} Fig. 78: XA page 84	<b>SP501</b>	{IA 1 B} Fig. 64: IA page 70
<b>SP406_2</b>	{CC 0 C} Fig. 20: CC page 26	<b>SP504L</b>	{IA 3 B} Fig. 64: IA page 70 {IA 3 D} Fig. 64: IA page 70
<b>SP406_A</b>	{CI 2 C} Fig. 24: CI page 30		

<b>SP504R</b>	{IA 3 D} Fig. 64: IA page 70	<b>SP817_3</b>	{DB 2 C} Fig. 29: DB page 35
<b>SP505</b>	{IA 1 C} Fig. 64: IA page 70	<b>SP817_4</b>	{DB 3 C} Fig. 29: DB page 35
<b>SP52_1</b>	{GC 2 C} Fig. 48: GC page 54	<b>SP817_5</b>	{DB 3 C} Fig. 29: DB page 35
<b>SP52_2</b>	{GC 3 C} Fig. 48: GC page 54	<b>SP817_6</b>	{DB 3 D} Fig. 29: DB page 35
<b>SP52_3</b>	{GC 0 C} Fig. 48: GC page 54	<b>SP818</b>	{DG 1 B} Fig. 34: DG page 40
<b>SP53</b>	{MA 2 C} Fig. 76: MA page 82	<b>SP90</b>	{GF 0 B} Fig. 51: GF page 57
<b>SP552</b>	{AG 4 B} Fig. 7: AG page 13	<b>SP90_1</b>	{GF 2 B} Fig. 51: GF page 57
<b>SP554</b>	{AG 4 B} Fig. 7: AG page 13	<b>SP90_FC</b>	{GA 2 D} Fig. 46: GA page 52
<b>SP557L</b>	{CD 2 C} Fig. 21: CD page 27	<b>SP90_HL</b>	{GD 2 B} Fig. 49: GD page 55
<b>SP558</b>	{AG 3 B} Fig. 7: AG page 13	<b>SP90A-A</b>	{BC 2 C} Fig. 11: BC page 17
<b>SP559L</b>	{CC 0 D} Fig. 20: CC page 26 {CI 0 D} Fig. 24: CI page 30	<b>SP90-C</b>	{GF 0 B} Fig. 51: GF page 57
<b>SP56</b>	{GD 0 B} Fig. 49: GD page 55	<b>SP950</b>	{BG 1 B} Fig. 15: BG page 21
<b>SP56_HL</b>	{GD 3 B} Fig. 49: GD page 55	<b>SP952</b>	{FA 3 C} Fig. 40: FA page 46
<b>SP562A</b>	{AF 1 B} Fig. 6: AF page 12	<b>SP952_1</b>	{FA 0 B} Fig. 40: FA page 46
<b>SP563A</b>	{AF 1 C} Fig. 6: AF page 12	<b>SP952_2</b>	{FA 1 C} Fig. 40: FA page 46
<b>SP564A</b>	{AF 1 C} Fig. 6: AF page 12	<b>SP953</b>	{CE 2 C} Fig. 22: CE page 28
<b>SP56F</b>	{GA 2 D} Fig. 46: GA page 52	<b>SP953_CONSTRUC</b>	{CE 1 C} Fig. 22: CE page 28
<b>SP56F_1</b>	{GD 0 B} Fig. 49: GD page 55	<b>SP962</b>	{AF 3 C} Fig. 6: AF page 12
<b>SP56F_2</b>	{GD 2 C} Fig. 49: GD page 55	<b>SP962-D</b>	{AF 3 C} Fig. 6: AF page 12
<b>SP56XLONG</b>	{GD 1 D} Fig. 49: GD page 55	<b>SPA124</b>	{DE 1 C} Fig. 32: DE page 38
<b>SP573</b>	{DP 1 C} Fig. 35: DP page 41	<b>SPA135A</b>	{DE 2 D} Fig. 32: DE page 38
<b>SP59</b>	{GI 3 C} Fig. 54: GI page 60	<b>SPA136A</b>	{DF 0 B} Fig. 33: DF page 39
<b>SP592B</b>	{CB 1 C} Fig. 19: CB page 25	<b>SPA140A</b>	{DE 2 D} Fig. 32: DE page 38
<b>SP597</b>	{AF 2 C} Fig. 6: AF page 12	<b>SPA143</b>	{DF 0 A} Fig. 33: DF page 39
<b>SP6204</b>	{EE 1 D} Fig. 39: EE page 45	<b>SPA146</b>	{DF 3 B} Fig. 33: DF page 39
<b>SP6207</b>	{EE 1 C} Fig. 39: EE page 45	<b>SPA149A</b>	{DE 2 D} Fig. 32: DE page 38
<b>SP6302</b>	{ED 1 C} Fig. 38: ED page 44	<b>SPA161</b>	{DF 2 C} Fig. 33: DF page 39
<b>SP6303</b>	{ED 1 C} Fig. 38: ED page 44	<b>SPABS</b>	{EA 4 C} Fig. 36: EA page 42 {EC 4 C} Fig. 37: EC page 43
<b>SP6304</b>	{ED 1 C} Fig. 38: ED page 44	<b>SPANODE</b>	{AD 2 C} Fig. 4: AD page 10
<b>SP6305</b>	{ED 1 C} Fig. 38: ED page 44	<b>SPAUX</b>	{NA 1 B} Fig. 77: NA page 83
<b>SP6306</b>	{ED 2 C} Fig. 38: ED page 44	<b>SPAUX-1</b>	{MA 1 B} Fig. 76: MA page 82
<b>SP6307</b>	{ED 2 D} Fig. 38: ED page 44	<b>SPAUX-0</b>	{NA 3 D} Fig. 77: NA page 83 {NA 2 D} Fig. 77: NA page 83 {NA 1 D} Fig. 77: NA page 83
<b>SP639</b>	{DP 1 C} Fig. 35: DP page 41	<b>SPCATHODE</b>	{AD 2 B} Fig. 4: AD page 10
<b>SP639A</b>	{DP 2 B} Fig. 35: DP page 41	<b>Splice260_27</b>	{GF 1 B} Fig. 51: GF page 57
<b>SP639-B</b>	{DP 3 B} Fig. 35: DP page 41	<b>Splice365_8</b>	{DB 3 D} Fig. 29: DB page 35
<b>SP700</b>	{IC 2 D} Fig. 66: IC page 72 {ID 2 D} Fig. 67: ID page 73	<b>Splice366_8</b>	{DB 3 C} Fig. 29: DB page 35
<b>SP710</b>	{IE 2 B} Fig. 68: IE page 74	<b>SPNEU</b>	{DF 0 C} Fig. 33: DF page 39
<b>SP75</b>	{GB 1 B} Fig. 47: GB page 53	<b>SPV0C</b>	{JB 1 C} Fig. 71: JB page 77
<b>SP796-A</b>	{CU 1 B} Fig. 27: CU page 33	<b>SPV196C</b>	{JB 1 C} Fig. 71: JB page 77
<b>SP817_1</b>	{DB 2 D} Fig. 29: DB page 35		
<b>SP817_2</b>	{DB 2 C} Fig. 29: DB page 35		

## Glossary

AD	Air Dryer	FRC	Fuse and Relay Center
ABS .....	Antilock brake system	FS	Fan Solenoid
AL	Additional Lighting	HL .....	Headlight
ALS	Allison Selector-Gear	HT	Hood Tilt Switch
AP	Actively Pressurized Cooling System	LA	Lift Axle Overlay
AR	Air Restriction Jumper	LCM .....	Light control module
AS	Autoshift	L1H1 .....	Day cab
AT	Allison Transmission	L3H1 .....	Medium cab, VN430
ATC .....	Automatic temperature control	L4H2 .....	Long high cab, VN630
AUXSW-6 .....	Wiring for six auxiliary switches for body building	L4H4	Long high cab, VN670
AWD .....	All wheel drive	L5	Long high cab, VN780
AX	Auxiliary Switch Harness	LECM	Living Environment Control Module (Sleeper Control Panel)
B	Expansion Block	LF .....	Left front
BB	Bodybuilder Dash Overlay	LHD .....	Left hand drive
BBM .....	Bodybuilder module	LH .....	Left hand side
BBOX .....	Battery box	LK	Door Lock Overlay
BOC	Back of Cab Lamp Jumper	LR .....	Left rear
CB	C. B. Studs Jumper	MC	Main Cab
CE	Chassis Extension	MECHTRAN .....	Mechanical transmission
CLU .....	Central locking unit	MI	Marker Interrupt
CU-BAS .....	Basic version with stepper motor without air condition	MJ	Mirror Jumper
CU-ECC .....	Electronic controlled climate control air condition	MLX	Hood Marker LPS. Harness
CU-HEAT .....	Heater unit	MM	Mobile Max Harness
CU-MCC .....	Manual controlled climate control air condition	MO	Mirror Overlay
CTI	Central Tire Inflation	M02	Washer Pump Motor Jumper
DL	Door, Left	MUF-HOR	Horizontal muffler
DLR	Differential Lock	OB	Overhead Bunk
DR	Door, Right	OCP	Overcrank Protection
DV	Drain Valve, Heater	OF	Overhead Front
EB	Engine Brake Jumper	OL	Mobile Max Overlay Harness
EBR-EPG	EPG (Exhaust Pressure Governor)	OPT	Optional Datalink
EBR-EXH	Exhaust Brake	PH-CAB .....	Cab parking heater
EBR-VEB	Volvo Engine Brake	PM	Power Module
ELCE-CK .....	Electrical complete kit for body builder	PS	Premium Sound Overlay
EN .....	Engine	PTO .....	Power take off
FA	Front Antenna (Vorad)	PW	Power Window
FC	Front Chassis	QC	Qualcomm
FD	Fog and Driving Lamps	RA	Rear axle
		RAJ	Rear axle jumper
		RCU .....	Remote control unit
		RF .....	Roof sign
		RFJ	Roof sign jumper

RH .....	Rear wall header	SV	Sunvisor
RJ	Radio jumper	SW	Steering wheel switches overlay
RR .....	Right rear	SWM .....	Steering wheel module
RS	Radio shelf prep.	TBJ	Table lamp jumper
RSO	Roof sign overlay	TBP	Transmission battery power
RW	Rear wall	TE	Tail light extension
SD	Smoke detector	TL	Tail light
SK	Sink/faucet pump	TLK	Touch lock overlay
SL	Sleeper	TR	Transmission
SN	Shift knob	TS	Temp. A Start overlay
SPJ	Solenoid pack jumper	US	Ultrashtift
SPO	Snow plow overhead	VA	Rear wall valance
SR	Side repeater	VE	Vorad/ECS overlays
SRS .....	Supplementary restraint system	VECU .....	Vehicle electronic control unit
SS	Side sensor (Vorad)	VL or VAL	Volvo Link Satellite Communication System
STWPOS-L .....	Steering wheel position left hand side	WB	Washer Bottle
STWPOS-R .....	Steering wheel position right hand side		

## Wire Color Codes

BL ..... Blue  
BN ..... Brown  
GN ..... Green  
GR ..... Grey  
OR ..... Orange  
P ..... Pink  
R ..... Red

SB ..... Black  
VO ..... Violet  
W ..... White  
Y ..... Yellow

**Note:** If a wire has two colors, it is written like the following example: Y/R = Yellow/Red.







# **VOLVO**

**Volvo Trucks North America, Inc.**

P.O. Box 26115, Greensboro, NC 27402-6115

**Volvo Trucks Canada, Ltd.**

5600A Cancross Court, Mississauga, Ontario L5R 3E9

<http://www.volvotrucks.volvo.com>